



Midwest  
Designer  
Supply

[www.midwestdesignersupply.com](http://www.midwestdesignersupply.com)

888-523-2611  
262-524-1007 (fax)

Featuring  
**CORDLESS  
LIFT & LOCK**  
Option



**2020**

# HORIZONTAL WOOD & FAUX WOOD BLINDS

Aria™ Advanced Faux Wood Blinds / Newport Woods Basswood Blinds



Manufacturer's Price List and Reference Guide  
**Effective February 1, 2020**

# Comfortex Newport Woods Basswood Blinds and Aria™ Advanced Faux Wood Blinds Price List and Reference Guide Effective February 1, 2020

This price list and reference guide contains product pricing, product specifications and technical information for the complete line of Comfortex Newport Woods Basswood Blinds and Aria Advanced Faux Wood Blinds.

<b>Newport Woods Basswood Blinds</b>	<b>Page</b>
Product Overview . . . . .	1
Hardware Options. . . . .	2
Size Standards . . . . .	3
Pricing Examples . . . . .	3
Upgrade Options/Surcharges. . . . .	4

## Price Grids

2" Smooth Finish . . . . .	<b>Price Group 1</b> . . . . .	5
1 $\frac{3}{8}$ " & 2 $\frac{3}{8}$ " Smooth Finish . . . . .	<b>Price Group 2</b> . . . . .	6

## Hardware Systems

Standard Cord Lock Specifications . . . . .	7
Cordless Lift System Specifications . . . . .	8
Cordless Lift & Lock™ Specifications . . . . .	9
Somfy Motorization . . . . .	10-11

## General Hardware & Specifications

Newport Woods Blinds Control Features . . . . .	12
Newport Woods Basswood Blinds Colors and Characteristics. . . . .	12
Slat Styles. . . . .	12
Rectangular Corners . . . . .	12
Routing Types . . . . .	13
Bottom Rail . . . . .	13
Newport Woods Valances . . . . .	13
Inside/Outside Mount Valances. . . . .	14
Individual Decorative Valances . . . . .	15
Decorative Tape Valance Option . . . . .	16
Keystone Valance Option . . . . .	16
Ladderbraid and Cloth Tapes . . . . .	16
Cloth Tapes Colors. . . . .	17
Ladder and Tape Placement . . . . .	17
Stack Height . . . . .	18
End Cut Out Blinds . . . . .	18
Cleaning and Care . . . . .	33
Measuring Instructions for Newport Woods Basswood Blinds . . . . .	33
Newport Woods Basswood Blinds Warranty. . . . .	36

<b>Aria Advanced Faux Wood Blinds</b>		<b>Page</b>
Product Overview . . . . .		19
Hardware Options. . . . .		20
Pricing Examples . . . . .		20
Size Standards . . . . .		21
Colors . . . . .		21
Upgrade Options/Surcharges. . . . .		22

**Price Grids**

2" & 2½" Smooth Finish. . . . .	<b>Price Group 3</b> . . . . .	23
---------------------------------	--------------------------------	----

**Hardware Systems**

Standard Cord Tilt Specifications. . . . .	24
Cordless Lift System Specifications. . . . .	25
Cordless Lift & Lock™ Specifications . . . . .	26
Somfy Motorization . . . . .	27-28

**General Hardware & Specifications**

Aria Valances . . . . .	29
Individual Decorative Valances . . . . .	30
Keystone Valance Option . . . . .	30
Decorative Tape Valances. . . . .	30
Ladderbraid and Cloth Tapes . . . . .	30
Ladder and Tape Placement . . . . .	30
Stack Height . . . . .	30
Bottom Rail . . . . .	31
Routing Types . . . . .	31
End Cut Out Blinds . . . . .	31
Flame Resistance . . . . .	32
GREENGUARD® Certification . . . . .	32
Product Stability and Thermal Performance . . . . .	32
Aria Advanced Faux Wood Blinds Premium Performance Guarantee . . . . .	32

**General Information**

Measuring Instruction . . . . .	33
Cleaning and Care . . . . .	33
Child Safety . . . . .	34
Conditions of Sale. . . . .	35
Policies . . . . .	35
Freight Policy . . . . .	35
Motorized Blinds Warranty. . . . .	35
Newport Woods Blinds and Aria Advanced Faux Wood Blinds Warranty Information. . . . .	36

# NEWPORT WOODS BASSWOOD BLINDS

NEWPORT WOODS BASSWOOD



- All Comfortex Newport Woods Basswood Blinds are expertly crafted from durable basswood with a choice of slat styles, colors and finishes.
- Add a finishing touch to Comfortex Newport Woods Basswood Blinds by selecting a decorative cloth tape or a decorative valance.
- Enjoy the ultimate in light control with the routeless feature, which stops light leakage by eliminating cord route holes.
- All Comfortex Newport Woods Basswood Blinds are built on a slimly designed head rail which supports even the largest blind while minimizing the stacking height.
- A decorative valance comes standard on all Comfortex Newport Woods Basswood Blinds. The elegant designs conceal the head rail while eliminating any light gaps between the head rail and top slats.
- Comfortex Newport Woods Basswood Blinds are available with a Cordless hardware system for maximum versatility and easy operation.
- To cover large windows, multiple blinds may be mounted on one head rail.
- Comfortex Newport Woods Basswood Blinds can be customized with a tilt wand, tilt motors or tilt cord for operating convenience.
- Woodwork, fixtures and other obstructions can be accommodated with cutouts in the Newport Woods Basswood Blinds slats.

# Newport Woods Basswood Blinds

## HARDWARE OPTIONS

### Standard Cord Lock

Standard blinds feature a reliable cord tilt and lift mechanism for easy positioning of the blind.

Cord lift and wand tilt is standard. Wand tilt is default with 1 3/8", 2" and 2 3/8" slat blinds.

### Cordless

The Cordless option is available in all slat sizes for a streamlined look and child safe applications.

The lift function is controlled from the bottom rail. The tilt control position is left only. Blind can be tilted open or closed with cord, wand (standard) or motors. Combine Cordless with motorized tilt to eliminate the risk of cord entanglement by small children and pets.

Cordless is not available on multiple blinds on one head rail, Routeless and Tape options.

### Cordless Lift & Lock™

The Cordless Lift & Lock option is available with 2" and 2 3/8" slat sizes.

Cordless Lift & Lock Blinds can be raised or lowered by pressing the button located on the bottom rail and guiding the rail into the desired location. Blind can be tilted open or closed with cord or wand (standard).

Cordless Lift & Lock is not available with 1 3/8" slat sizes, Three on One blinds, Routeless, Tape options or cut outs.

### Tilt Motors

Somfy radio frequency motors eliminate the need for tilt cords and allows for easy tilt control at the touch of a button. Lift function position is right or left.

Tilt motors and Cordless hardware may be combined to eliminate ALL cords for superior convenience, function and safety. See pages 10-11 for more information.


# Newport Woods Basswood Blinds

## HARDWARE OPTIONS AVAILABILITY


HARDWARE OPTION AVAILABILITY	1 3/8" Smooth	2" Smooth	2" Weathered	2 3/8" Smooth
Ladderbraided	•	•	•	•
Cloth Tapes	-	•	•	•
Cord Tilt	•	•	•	•
Wand Tilt	Standard	Standard	Standard	Standard
Cordless (not available with routeless or tapes)	•	•	•	•
Cordless Lift & Lock™	-	•	•	•
Cordless With Tilt Motors	-	•	•	-
Tilt Motors	•	•	•	•
Routeless (not available with cordless or tapes)	•	•	•	•
Two or Three On One Head Rail	•	•	•	•
3" Decorative Valance   <i>Deco</i>	Standard	Standard	Standard	Standard
3" Province Valance   <i>Crescent</i>	•	•	•	•
3" Manhattan Valance   <i>Forte</i>	•	•	•	•
4" Chatham Valance   <i>Modern</i>	•	•	•	•
Keystone Valance Accent	•	•	•	•
Decorative Tape Valance	•	•	•	-



Decorative  
*Deco*



Province  
*Crescent*



Chatham  
*Forte*



Manhattan  
*Modern*

See page 16 for images of the keystone accent and decorative tape valance options.

# Newport Woods Basswood Blinds SIZE STANDARDS



Net Sizes		Standard Rectangular	Two-On-One Three-On-One	Motorized Blinds	Cordless	Cordless Lift & Lock
<b>1 3/8" BLINDS</b>	Net Min. Width	8"* 12" with Tapes	18"	12" 14" with Tapes	18"	NA
	Min. Length	12"	12"	12"	12"	NA
<b>2" BLINDS</b>	Net Min. Width	8"* 12" with Tapes	18"	12" 14" with Tapes	18"	10 1/2"
	Min. Length	12"	12"	12"	12"	12"
<b>2 3/8" BLINDS</b>	Net Min. Width	12"* 14" with Tapes	25"	12" 14" with Tapes	18"	10 1/2"
	Min. Length	12"	12"	12"	12"	12"

\*Center tilt is only available with 1 3/8" and 2" slat blinds. Blinds measuring 8" (net width) up to 12" (net width) are available with center tilt only, no lift cords. \*\*Center tilt is not available with 2 3/8" blinds.

Price Group	Page	Max.	Standard Rectangular	Two-On-One	Motorized Blinds	Cordless	Cordless Lift & Lock	
<b>1 3/8" BLINDS</b>	2	6	Max. Width	102"	120"	96"	78"	NA
			Max. Length	126" Max Area (Sq Ft): 50	126"	96" Max Area (Sq Ft): 50	84"	NA
<b>2" BLINDS</b>	1	5	Max. Width	102"	120"	96"	78"	96"
			Max. Length	126" Max Area (Sq Ft): 50	126"	96" Max Area (Sq Ft): 50	84" Max Area (Sq Ft): 45	84" Max Area (Sq Ft): 45
<b>2 3/8" BLINDS</b>	2	6	Max. Width	102"	120"	96"	78"	96"
			Max. Length	126" Max Area (Sq Ft): 50	126"	96" Max Area (Sq Ft): 50	84"	84" Max Area (Sq Ft): 50

- The Two or Three on One blinds are not available with the Cordless hardware.
- There is a 1/2" distance between blinds on Two and Three on One blinds.
- The maximum square footage for a single Standard Rectangular or Motorized Newport Woods Basswood Blind is 50 square feet. The maximum square footage for a single Cordless blind is 45 square feet. Anything over the maximum square footage should be built as a Two and Three on One blinds.

## Newport Woods Basswood Blinds Pricing Examples

### Cordless Lift Pricing Example:

2" Smooth 42" x 60" Shade:	\$250.00
Cordless Lift System Surcharge:	\$124.00
Decorative Tape Valance:	\$17.00
<b>Total List Price:</b>	<b>\$391.00</b>

### Motorized Pricing Example:

2" Smooth 42" x 60" Shade:	\$250.00
Somfy Motorization Surcharge:	\$443.00
DC Transformer:	\$153.00
RTS 1 Channel Remote Control (required):	\$139.00
<b>Total List Price:</b>	<b>\$985.00</b>

# Newport Woods Basswood Blinds HARDWARE UPGRADE OPTIONS

NEWPORT WOODS BASSWOOD

1 3/8", 2" & 2 3/8" BLINDS LIFT SYSTEM	UPGRADES	ADD
Smooth Finish	Wand Tilt	Standard
	Cord Tilt	No Extra Charge
	Cordless Lift System	Add \$124 to price of blind
	Cordless Lift & Lock*	Add \$75 to price of blind

\* Only available with 2" and 2 3/8" slat sizes. Available up to 96" width and 84" length. Not available with 1 3/8" slat size, Three-On-One, Routeless, Tape options or cut outs.

ADDITIONAL OPTIONS	UPGRADES	ADD
Add to Any Upgrade Above	Two-On-One Head Rail & Three-On-One Head Rail	Add the total width of the blinds combined to price. <i>(not available with cordless)</i>
	End Cut Outs	\$33 Per side (5 1/2" or less). All cut outs must be approved by Comfortex Technical Service
	Weathered Finish	2" Blinds Add 25% to grid Not available on 1 3/8" or 2 3/8" slats
	Blinds under 12" Wide	Add \$18 to price of blind (not available on 2 3/8" blinds)
	Decorative Tape Valance	Add \$17 to price of blind.
	Keystone Valance	Add \$25 to price of blind.
	Routeless Option	No Extra Charge

## Newport Woods Basswood Blinds **MOTORIZED** HARDWARE UPGRADE OPTIONS

MOTORIZED	UPGRADES	ADD
Somfy Motorization System	Radio Frequency Motor: Somfy motor surcharge includes a standard 12 volt battery wand with eight AA lithium batteries. The remotes, extension wire and transformer are sold separately and can be used in conjunction with one another.	\$443
	RTS 1 Channel Remote	\$139
	RTS 5 Channel Remote	\$177
	48" Extension Wire	\$17
	12 Volt DC Transformer	\$153
	RTS 1 Channel Wall Switch, White	\$356
	RTS 5 Channel Wall Switch, White	\$363
	Chronis RTS Timer	\$381

For More Information  
Page 10-11

### Solid and Decorative Tape Upgrade

	Width In Inches																
	24	28	32	36	42	48	54	60	66	72	78	84	90	96	102	108	120
<b>Solid</b>	31	31	31	31	38	38	38	45	45	45	45	53	53	53	55	60	60
<b>Decorative</b>	60	60	60	60	74	74	74	89	89	89	89	105	105	105	109	118	118

Tapes are not available with the Cordless Hardware System or with the Routeless feature or 1 3/8" Slats.

### Valance Upgrade

	Width In Inches																
	24	28	32	36	42	48	54	60	66	72	78	84	90	96	102	108	120
Province   <i>Crescent</i> , Manhattan   <i>Modern</i>	11	11	11	11	15	15	15	15	19	19	19	22	22	25	25	29	33
Chatham   <i>Forte</i>	22	22	22	22	27	27	27	27	33	33	33	40	40	44	44	58	61

Add to list price of blind with standard Deco valance.  
Some valance styles are not available with all slat collections.

### Individual Valance Pricing

	Width In Inches																
	24	28	32	36	42	48	54	60	66	72	78	84	90	96	102	108	120
Decorative   <i>Deco</i> , Province   <i>Crescent</i> , Manhattan   <i>Modern</i>	31	31	31	31	49	49	49	49	66	66	66	66	80	80	105	105	105
Chatham   <i>Forte</i>	56	56	58	58	92	92	92	92	128	128	128	128	139	139	150	150	150

Some valance styles are not available with all slat collections.

Newport Woods Basswood Blinds  
PRICING

NEWPORT WOODS BASSWOOD

2" Smooth Finish Blinds

PRICE GROUP 1  
Ladderbraid

		Width In Inches																
		24	28	32	36	42	48	54	60	66	72	78	84	90	96	102	108	120
Length In Inches	30	104	115	129	143	158	170	190	223	242	255	276	304	327	350	380	411	466
	36	121	128	144	156	175	190	213	253	272	287	312	340	359	387	422	457	518
	42	129	142	162	173	192	210	233	280	301	319	345	381	404	436	471	511	577
	48	139	151	174	188	207	232	258	305	325	346	380	414	441	477	518	561	631
	54	158	173	199	210	238	257	293	342	368	392	430	472	500	535	586	620	696
	60	169	183	211	217	250	264	315	348	400	428	465	514	538	579	637	685	763
	66	181	193	225	243	272	297	340	399	429	461	504	553	583	633	692	751	839
	73	192	209	240	249	294	321	372	421	454	488	534	587	639	670	741	816	914
	78	205	224	247	274	306	336	399	441	476	511	575	635	674	721	793	863	965
	84	220	238	265	294	331	362	421	463	501	538	608	671	721	766	845	922	1012
	90	233	254	275	304	340	383	436	480	522	575	645	716	764	813	898	982	1079
	96	249	272	293	317	358	406	456	508	545	605	685	758	809	862	951	1039	1150
	102	255	280	305	327	371	420	484	540	583	641	724	798	854	908	1002	1103	1233
108	276	304	327	352	397	447	521	575	629	672	760	841	899	956	1057	1166	1289	
114	284	312	336	362	409	463	537	596	645	704	797	883	943	1001	1109	1228	1360	
120	293	332	362	389	438	496	564	613	674	735	835	925	989	1050	1162	1289	1446	
126	305	350	382	428	478	527	594	645	703	767	872	965	1032	1097	1215	1350	1459	

• Standard Decorative Valance included in price for all blinds.

Due to the size and required lifting forces, it is required that blinds that fall within the shaded area be built as multiple blinds with a common valance.

Blinds in this range are built as Two or Three on One blinds.

Larger sizes require Two-On-One or Three-On-One Head Rail

1 3/8", 2" & 2 3/8" BLINDS LIFT SYSTEM		UPGRADES	ADD
Smooth Finish	Wand Tilt		Standard
	Cord Tilt		No Extra Charge
	Cordless Lift System		Add \$124 to price of blind
	Cordless Lift & Lock*		Add \$75

\* Only available with 2" and 2 3/8" slat sizes. Available up to 96" width and 84" length. Not available with 1 3/8" slat size, Three-On-One, Routeless, Tape options or cut outs.

ADDITIONAL OPTIONS		UPGRADES	ADD
Add to Any Upgrade Above	Two-On-One Head Rail & Three-On-One Head Rail		Add the total width of the blinds combined to price. <i>(not available with cordless)</i>
	End Cut Outs		\$33 Per side (5 1/2" or less). All cut outs must be approved by Comfortex Technical Service
	Weathered Finishes		2" Blinds Add 25% to grid Not available on 1 3/8" or 2 3/8" slats
	Blinds under 12" Wide		Add \$18 to price of blind (not available on 2 3/8" blinds)
	Decorative Tape Valance		Add \$17 to price of blind
	Keystone Valance		Add \$25 to price of blind if under 102". Keystone required on valances over 102" no extra charge.
	Routeless Option		No Extra Charge

MOTORIZATION	MORE INFO
Motorized Options and Surcharges	Pg 4



Newport Woods Basswood Blinds

PRICING

NEWPORT WOODS BASSWOOD

1 3/8" Smooth Finish Blinds  
2 3/8" Smooth Finish Blinds

PRICE GROUP 2  
White Slats  
Ladderbraid

		Width In Inches																
		24	28	32	36	42	48	54	60	66	72	78	84	90	96	102	108	120
Length In Inches	30	115	130	146	160	179	191	214	251	272	287	312	340	368	395	429	432	489
	36	136	144	163	176	196	214	240	283	305	320	352	381	405	433	476	481	518
	42	145	158	183	193	216	236	265	316	337	359	392	430	456	489	531	537	579
	48	156	170	196	211	235	256	292	343	367	392	430	469	498	538	586	590	635
	54	179	193	223	236	265	288	331	382	413	441	484	532	565	602	661	652	704
	60	190	206	238	255	283	313	356	416	449	480	526	577	607	654	717	721	778
	66	203	219	255	274	306	336	382	449	482	517	568	624	661	715	782	790	852
	73	216	236	272	293	331	363	421	476	511	549	604	663	717	755	838	857	926
	78	229	251	278	308	343	378	448	497	534	576	648	715	759	812	898	906	979
	84	248	266	298	331	372	408	472	520	566	607	689	756	811	866	958	966	1043
	90	263	284	310	340	381	432	490	541	590	648	729	807	862	921	1017	1029	1113
	96	279	305	330	357	403	456	515	571	616	684	775	854	911	972	1077	1091	1178
	102	287	314	342	368	416	472	547	607	661	725	816	900	962	1026	1138	1160	1252
108	310	339	367	397	446	506	584	646	707	760	860	949	1012	1080	1197	1225	1323	
114	320	350	378	408	462	523	605	672	729	796	900	995	1062	1133	1257	1290	1393	
120	330	373	408	437	493	559	634	692	761	833	942	1042	1114	1188	1317	1353	1462	
126	342	398	433	482	535	591	667	727	794	869	985	1089	1164	1239	1378	1417	1531	

• Standard Decorative Valance included in price for all blinds.

Due to the size and required lifting forces, it is required that blinds that fall within the shaded area be built as multiple blinds with a common valance.

Blinds in this range are built as Two or Three on One blinds.

Larger sizes require Two-On-One or Three-On-One Head Rail

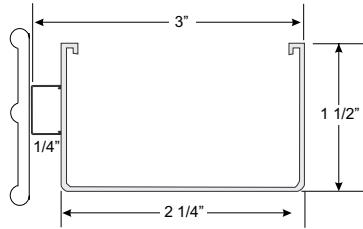

1 3/8", 2" & 2 3/8" BLINDS LIFT SYSTEM	UPGRADES	ADD
Smooth Finish	Wand Tilt	Standard
	Cord Tilt	No Extra Charge
	Cordless Lift System	Add \$124 to price of blind
	Cordless Lift & Lock*	Add \$75

\* Only available with 2" and 2 3/8" slat sizes. Available up to 96" width and 84" length. Not available with 1 3/8" slat size, Three-On-One, Routeless, Tape options or cut outs.

ADDITIONAL OPTIONS	UPGRADES	ADD
Add to Any Upgrade Above	Two-On-One Head Rail & Three-On-One Head Rail	Add the total width of the blinds combined to price. <i>(not available with cordless)</i>
	End Cut Outs	\$33 Per side (5 1/2" or less). All cut outs must be approved by Comfortex Technical Service
	Weathered Finishes	2" Blinds Add 25% to grid Not available on 1 3/8" or 2 3/8" slats
	Blinds under 12" Wide	Add \$18 to price of blind (not available on 2 3/8" blinds)
	Decorative Tape Valance	Add \$17 to price of blind
	Keystone Valance	Add \$25 to price of blind if under 102". Keystone required on valances over 102" no extra charge.
	Routeless Option	No Extra Charge

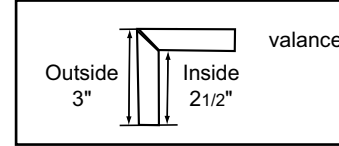
MOTORIZATION	MORE INFO
Motorized Options and Surcharges	Pg 4

**Newport Woods Basswood Blinds**  
**STANDARD CORD LOCK BLINDS HARDWARE SYSTEM**



**Head Rail Dimensions**

- Depth of Head Rail: 2 1/4"
- Height of Head Rail: 1 1/2"
- Valance: 3"
- Valance Clip: 1/4"



**Hardware Features**

Cord Lock	Cord Lock blinds feature a reliable cord tilt and lift mechanism for easy positioning of the blind. Wand lift and tilt is standard. Cord tilt is available on 1 3/8", 2" and 2 3/8" Slat sizes.
-----------	---

**Upgrades**

Cordless	Cordless is available with 1 3/8", 2" and 2 3/8" Slat sizes.
Cordless Lift & Lock™	Cordless Lift & Lock is available with 2" and 2 3/8" slat sizes.
Tilt Motors	Somfy Motorization available with 1 3/8", 2" and 2 3/8" Slat sizes. These motors are tilt only, not for raising and lowering the blind.

Mounting Dimensions	All Slat Sizes and Hardware Systems
Minimum Shallow Mount	1 1/8"
Minimum Flush Inside Mount (includes valance)	3 1/2"
Minimum Outside Mount	1 3/4"

**Finished Dimensions**

**Inside Mount**

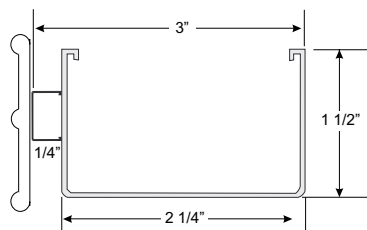

	<ul style="list-style-type: none"> <li>• Head rail will measure ordered width less: 3/4"</li> <li>• Slats will measure ordered width less: 1/2"</li> <li>• Length will measure ordered length</li> <li>• Valance will measure ordered width less: 1/8"</li> </ul>
--	---

**Outside Mount**

	<ul style="list-style-type: none"> <li>• Head rail will measure ordered width less: 1/4"</li> <li>• Slats will measure ordered width</li> <li>• Length will measure ordered length</li> <li>• Valance will measure ordered width plus: 1"</li> </ul>
--	--

# Newport Woods Basswood Blinds

## CORDLESS LIFT HARDWARE SYSTEM



### Head Rail Dimensions

- Depth of Head Rail: 2 1/4"
- Height of Head Rail: 1 1/2"
- Valance: 3"
- Valance Clip: 1/4"

The Cordless Lift option is available with 1 3/8", 2" & 2 3/8" slat sizes.

Cordless Lift Blinds can be raised or lowered by guiding the rail into the desired location. Blind can be tilted open or closed with cord or wand (standard).

Cordless Lift is not available with Two-on-One, Three-on-One blinds, Routeless, Tape options or cut outs.

Hardware Features	
Cordless Lift System	Color coordinated bottom rail.
Wand Tilt	Standard
Mounting Dimensions	
	<b>1 3/8", 2" &amp; 2 3/8" Blinds</b>
Minimum Shallow Mount	1 1/8"
Minimum Flush Inside Mount (includes valance)	3 1/2"
Minimum Outside Mount	1 3/4"
Finished Dimensions	
Inside Mount	
	<ul style="list-style-type: none"> <li>• Head rail will measure ordered width less: 3/4"</li> <li>• Slats will measure ordered width less: 1/2"</li> <li>• Length will measure ordered length</li> <li>• Valance will measure ordered width less: 1/8"</li> </ul>
Outside Mount	
	<ul style="list-style-type: none"> <li>• Head rail will measure ordered width less: 1/4"</li> <li>• Slats will measure ordered width</li> <li>• Length will measure ordered length</li> <li>• Valance will measure ordered width plus: 1"</li> </ul>

### Cordless Lift Hardware Features

- Children and pets have safer surroundings in homes that have window blinds without operating cords, reducing the risk of strangulation.
- Cordless Lift Blinds can be raised or lowered by gently guiding the bottom rail into the desired location.

### Cordless Lift Blind Operation

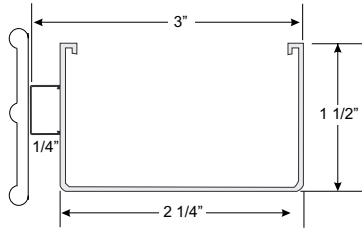
The lift function is controlled from the bottom rail. The tilt control position is left only. Tilt wand is standard. Blind can be tilted open or closed with cord, wand or motors. Combine Cordless with motorized tilt to the eliminate the risk of cord entanglement by small children and pets.

### Things to Consider

- Is the top of your window out of reach? To operate a Cordless Lift Blind, the bottom rail must be accessible. If the bottom rail is not accessible, you may want to consider Cord Lock. An extension pole is NOT available for Cordless Lift Blinds.
- When ordering specify IB or OB mount.

# Newport Woods Basswood Blinds

## CORDLESS LIFT & LOCK HARDWARE SYSTEM



### Head Rail Dimensions

- Depth of Head Rail: 2 1/4"
- Height of Head Rail: 1 1/2"
- Valance: 3"
- Valance Clip: 1/4"

The Cordless Lift & Lock option is available with 2" & 2 3/8" Flat slat sizes only.

Cordless Lift & Lock Blinds can be raised or lowered by pressing the button located on the bottom rail and guiding the rail into the desired location. Blind can be tilted open or closed with cord or wand.

Cordless Lift & Lock is not available with Three-on-One blinds, Routeless, Tape options or cut outs.

Hardware Features	
Cordless Lift & Lock	Color coordinated bottom rail with color coordinated push button in the middle of the bottom rails.
Wand Tilt	Standard
Mounting Dimensions	
2" & 2 3/8" Blinds	
Minimum Shallow Mount	1 1/8"
Minimum Flush Inside Mount (includes valance)	3 1/2"
Minimum Outside Mount	1 3/4"
Finished Dimensions	
Inside Mount	
	<ul style="list-style-type: none"> <li>• Head rail will measure ordered width less: 3/4"</li> <li>• Slats will measure ordered width less: 1/2"</li> <li>• Length will measure ordered length</li> <li>• Valance will measure ordered width less: 1/8"</li> </ul>
Outside Mount	
	<ul style="list-style-type: none"> <li>• Head rail will measure ordered width less: 1/4"</li> <li>• Slats will measure ordered width</li> <li>• Length will measure ordered length</li> <li>• Valance will measure ordered width plus: 1"</li> </ul>

### Cordless Lift & Lock™ Hardware Features

- Children and pets have safer surroundings in homes that have window blinds without operating cords, reducing the risk of strangulation.
- Cordless Lift & Lock Blinds can be raised or lowered by pressing the button located on the bottom rail and guiding the rail into the desired location.

### Things to Consider

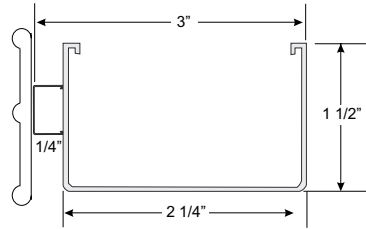
- Is the top of your window out of reach? To operate a Cordless Lift & Lock Blind, the bottom rail must be accessible. If the bottom rail is not accessible, you may want to consider Cord Lock. An extension pole is NOT available for Cordless Lift & Lock Blinds.
- When ordering specify IB or OB mount.

### Cordless Lift & Lock™ Blind Operation

Cordless Lift & Lock Blinds are operated using the push button handle located in the center of the bottom rail. To raise or lower the blind; press the button on the blind handle, and guide the rail to desired position. Release the button to lock the blind into place. The blind will hold any position when the button is released. Raise the blind slowly and steadily to allow the blind to stack evenly.

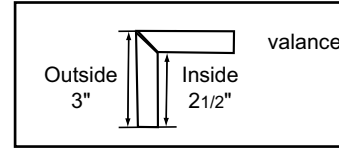
# Newport Woods Basswood Blinds

## SOMFY MOTORIZED BLINDS



### Head Rail Dimensions

- Depth of Head Rail: 2 1/4"
- Height of Head Rail: 1 1/2"
- Valance: 3"
- Valance Clip: 1/4"



Hardware Features	
Tilt Motors	Comfortex offers the Radio Technology Somfy (RTS) battery powered tilt motors with Newport Woods Blinds. These motors are tilt only, not for raising and lowering the blind. Specify lift position when ordering.
Wand Tilt	Standard

Mounting Dimensions	All Slat Sizes and Hardware Systems
Minimum Shallow Mount	1 1/8"
Minimum Flush Inside Mount (includes valance)	3 1/2"
Minimum Outside Mount	1 3/4"

Finished Dimensions	
Inside Mount	
	<ul style="list-style-type: none"> <li>• Head rail will measure ordered width less: 3/4"</li> <li>• Slats will measure ordered width less: 1/2"</li> <li>• Length will measure ordered length</li> <li>• Valance will measure ordered width less: 1/8"</li> </ul>
Outside Mount	
	<ul style="list-style-type: none"> <li>• Head rail will measure ordered width less: 1/4"</li> <li>• Slats will measure ordered width</li> <li>• Length will measure ordered length</li> <li>• Valance will measure ordered width plus: 1 1/4"</li> </ul>

### Battery Wand

#### Mounting Options

- The battery wand comes with two mounting options:
- Head rail mount: Battery wand clips are mounted on the back of the head rail using a high temperature, pressure sensitive adhesive.
  - Wall mount: Battery wand clips are mounted to the wall.

The battery wand measures 17" and comes with eight AA lithium batteries and is white in color. Extension wires are available for installation away from head rail.



### Battery Life

The battery life will vary based on the type of window covering selected, the size and weight of the window covering and the number of times you operate the blind on a daily basis.

For example, a 36" x 60" wood blind operated twice daily will have a battery life which lasts up to 18 months.

### Battery Replacement

Eight lithium batteries are included with the wand. Recommended replacement batteries are Energizer® AA lithium. These batteries are commonly found in home improvement centers, grocery and hardware stores.

# Newport Woods Basswood Blinds

## SOMFY MOTORIZED BLINDS

### Chronis RTS Timer

The Telis 1 Chronis RTS combines the functionality of a single channel hand-held control with the convenience of a programmable timer.

- Telis 1 Chronis RTS allows for different scheduled actions each day of the week.
- "My" button provides easy access to a preferred position.
- Manual function disables the timer and the remote then operates as a 1-channel hand held remote.
- Wall mounting bracket included.
- Wireless Timers use three 1.5V DC (AAA) batteries. Batteries are included. Comfortex will warranty batteries for up to 3 months from date of purchase.



### Remote Options

There are two remote options, please specify when ordering.

### Hand-Held Remote Options

The 1 Channel Somfy RTS Remote will operate all of the blinds simultaneously. The fully open and fully closed position of the slats are programmed at the factory.

The 5 Channel Somfy RTS Remote can operate up to five blinds simultaneously, individually or in groups.



RTS 1 Channel Remote



RTS 5 Channel Remote

### DC Transformer

12 Volt DC transformer is available and requires a standard power outlet to power the motor. The transformer must plug in to the motor.

The DC transformer is white and comes with a 25' splice-able wire. The dimensions are 2 1/8" wide x 3 1/4" length x 2" deep.



### WHEN ORDERING PLEASE SPECIFY WHICH CHANNELS ARE ASSIGNED TO EACH BLIND OR GROUP OF BLINDS.

For example; program line 1 to channel 1, line 2 and 3 to channel 2, etc. If no channels are assigned at time of order, all blinds will be programmed to Channel 1.

**To reprogram channel assignments, please refer to the installation instructions and/or view the video at [www.comfortex.com/comfortex-dealers/motorization-technical-support/](http://www.comfortex.com/comfortex-dealers/motorization-technical-support/).**

### Wall Switch Option

The RTS System has a wall switch option upgrade. The wall switch works just like a light switch to operate your shadings. The switch is easy to install with a standard single gang electrical box and does not require any wiring.

There are two wall switch options:

- 1 Channel • 5 Channel

Please specify when ordering.

The 1 Channel RTS Wall Switch will operate all of the shadings simultaneously. The 5 Channel RTS Wall Switch can operate up to five blinds or groups of blinds individually. The wall switch is white.



RTS 1 Channel Wall Switch



RTS 5 Channel Wall Switch

### Overall Dimensions:

- Length: 4 1/2"
- Width: 2 3/4"
- Depth: 1 1/4"

Functions include: Tilt up, tilt down and stop, as well as, a "my" position. The "my" button acts as a stop button when the blind is in motion. When the blind is stopped, the "my" button brings it to the programmed favorite position.

To stop the tilt feature, anywhere between fully tilted open or closed, the "my" button acts as a stop button when the blind is in motion for both the 1 and 5 Channel remotes. When the shade is stopped, the "my" button brings it to the favorite position. See install instructions to set favorite positions and/or view video at [www.comfortex.com/comfortex-dealers/motorization-technical-support/](http://www.comfortex.com/comfortex-dealers/motorization-technical-support/).

The remote control utilizes one 3V lithium battery (CR2430). Batteries are included. Comfortex will warranty batteries for up to 3 months from date of purchase.

### Somfy Surcharges and Options

See page 4 for information.

### Somfy Wireless Motorization Warranty

See page 35 for information.

RTS Wall Switches use one 3V lithium battery (CR2430). Batteries are included. Comfortex will warranty batteries for up to 3 months from date of purchase.

# Newport Woods Basswood Blinds

## GENERAL HARDWARE & SPECIFICATIONS

### Newport Woods Basswood Blinds Control Features

#### Cord Lock Rectangular

- Wand tilt is standard on all blinds. Cord Tilt is optional with 1 3/8", 2" and 2 3/8" blinds. Please specify when ordering.
- Standard controls are tilt wand left and lift cord right.

#### Motorized Blinds

- Specify lift position when ordering. Tilt function control is controlled by remote control.

#### Cordless

- The Cordless option is available with 1 3/8", 2" and 2 3/8" slats for a streamlined look and child safe applications.
- The lift function is controlled from the bottom rail. The tilt control position is left only.
- Tilt control available with cord, wand or motors.
- Tilt motors and Cordless hardware may be combined to eliminate ALL cords for superior convenience, function and safety.
- Cordless is not available multiple blinds on one head rail, Routeless and Tape options.

#### Control Position Options

#### Minimum Width

- |   |               |
|---|---------------|
| • Tilt Cord or Wand Left<br>Lift Cord Right (std) | 12" Net       |
| • Tilt and Lift Controls Grouped                  | 18 1/8" Net   |
| • Tilt Control Center, No Lift Cord               | Under 12" Net |

#### Standard Wand Length

Blind Length	Wand Length
12" - 24"	12"
24 1/8" - 36"	20"
36 1/8" - 48"	24"
48 1/8" - 72"	36"
72 1/8" - 126"	48"

Wand lengths up to 48" are color coordinated with wood slats. Wand lengths greater than 48" are clear plastic and available in 60", 70", 78", 90" or 120" length. Please specify when ordering.

### Newport Woods Basswood Blinds Color and Characteristics

Even though we maintain strict quality standards, Newport Woods Blinds are a true wood products and variations in color, grain, texture and warping may occur. These characteristics are inherent to wood and in no way detract from the beauty of the blinds.

Rustic wood colors feature grain variations that are inherent to wood and in no way detract from the beauty of the blind. Weathered colors feature a worn, distressed finish.

To ensure color matching, it is recommended that all blinds be ordered at the same time. This will eliminate possible variations due to paint and stain runs, although we do not guarantee exact color matches.

The ends of the slat and bottom rail on wood tone colors will be stained. Routes on standard blinds and notches on routless blinds are not stained

#### Slat Styles

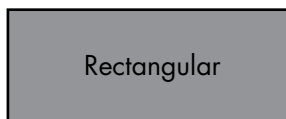
1 3/8" slats size is perfect for small windows and doors.

2" slat size looks great on most windows and doors. The 2" slat size is the most popular size.

2 3/8" slats offer a shutter louver like look with the largest view to the outside. Choose 2 3/8" slat size for larger windows.

#### Rectangular Corners

Newport Woods Blinds come with rectangular corners. Rounded corners are not available.



# Newport Woods Basswood Blinds


## GENERAL HARDWARE & SPECIFICATIONS

### Routing Types


Routing refers to how the holes are created in the slats and how the slats and lifting system are assembled. Standard Rectangular Newport Woods Blinds are available with two kinds of routing: Standard and Routeless. The Routeless option is not available with Cordless Blinds.

- **Standard Routing:** Route holes for the lift cord are drilled through the center of each slat. The number of route holes depends on the length of the slat. The slats then rest on rungs of the ladderbraid or the designer cloth tapes.
- **Routeless:** Notches at the front and back of each slat take the place of routing holes, allowing for a sleeker look and allowing for improved room darkening and privacy. The slats then rest on rungs of the ladderbraid.
- The Routeless feature may cause light “puckering” of the lift cords on the front of the blind when the slats are tilt backward (reverse tilt) due to interlacing cords. A gentle tug down on the lift cord tassel will eliminate any puckering. Slats should be tilted only to avoid slats from shifting off the ladderbraid.
- Routeless is NOT available with Cordless blinds.

**Please Note:** Routeless slats are not recommended for door applications.



Standard Routing



Routeless

### Bottom Rail

Trapezoidal bottom rail is standard on all Newport Woods Basswood Blinds.



### Cordless Lift & Lock™ Bottom Rail

Color coordinated bottom rail and button is standard on all Cordless Lift & Lock Newport Woods Basswood Blinds.



### Newport Woods Valances

All Newport Woods Basswood Blinds come standard with a valance, color matched to the slats with two returns. Returns are glued at the factory and shipped assembled.

A decorative tape valance may be ordered as alternative valance. See the Valance Upgrade grids on page 4.

#### Decorative Valance Deco

This 3” valance is a simple yet elegant valance that is **standard with all blinds.**

This profile is available with decorative tape. See page 7 for more information.



#### Province Valance Crescent

The 3” Province valance provides a contemporary finish to an blind.


Province valance is an optional upgrade.



#### Chatham Valance Forte

The 4” Chatham valance provides visual balance on larger windows.

The Chatham valance is an optional upgrade.



#### Manhattan Valance Modern

The 3” Manhattan valance is a modern valance for a simple, sleek look to your decor.

The Manhattan valance is an optional upgrade. **Note:** Manhattan style valance is available only on colors listed on page 15.





# Newport Woods Basswood Blinds

## GENERAL HARDWARE & SPECIFICATIONS

### Inside Mount Valances

- **Inside Mount (IB) Valances** The valance is cut to the ordered blind width minus  $\frac{1}{8}$ ".
- **IB-Shallow Mount Valance:** Inside mount blinds with shallow mount valances will have  $\frac{5}{8}$ " returns.

### Outside Mount Valances

- **Outside Mount Valances:** The valance is cut to the ordered blind width plus 1".
- Standard returns for  $1\frac{3}{8}$ " and 2" slat blinds: 3"
- Standard returns for  $2\frac{3}{8}$ " slat blinds:  $3\frac{3}{8}$ "


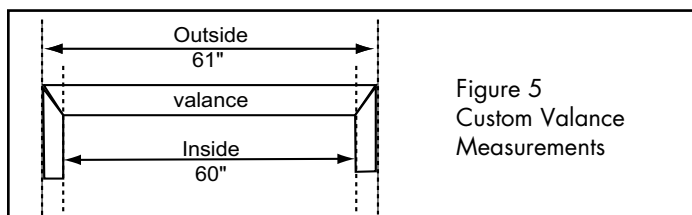
**Please Note:** Outside Mount Valances will be adjusted larger by the factory when short or long ( $1\frac{3}{8}$ " or  $3\frac{1}{2}$ " extension brackets or when small or large ( $\frac{3}{8}$ " or  $\frac{3}{4}$ " spacer blocks are ordered.

Only the **first** set of ordered spacer blocks will affect the return length. Please specify longer **custom return lengths** when ordering if additional spacer blocks will be used.

- Short Extension Brackets:  $4\frac{1}{4}$ " return length
- Long Extension Brackets:  $6\frac{1}{4}$ " return length
- Small Spacer Blocks (First Set):  $3\frac{3}{8}$ " return length
- Large Spacer Blocks (First Set):  $3\frac{3}{4}$ " return length

### Valance Attachment

Magnetic valance clips securely attach the valance to the head rail. The clip accommodates height and projection adjustments.



### Wide and Common Valances

- The maximum width for a continuous valance is 102". Valances over 102" will be mitered in the middle. Due to the inherent characteristics of wood, the grain will not line up at the miter and will be visible.
- Valances over 102" that are spliced will include a keystone provided at no charge. The keystone will match the valance and cover the splice. The valance will require assembly. A keystone will not affect the width of the overall width of the valance. The maximum spliced valance width is 168".
- A Common Valance is made to cover more than one blind to create a unified look. The maximum width for a common valance is 120". Exact measurements must be supplied.

### Custom Valances and Returns

Custom valances and returns are available upon request. Valances and returns are cut at the inside measurement. The inside measurement refers to the inside wall of the valance or the returns. See Figures 5 and 6 on how to measure for a custom valance and returns.

- Minimum return length is  $\frac{1}{2}$ ".
- Maximum return length is 6".

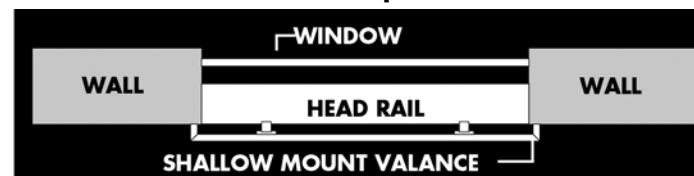
Always make sure the width ordered is large enough to clear the width of the head rail and brackets.

### Shallow Mount Valances

A Shallow Mount Valance allows you to mount a blind inside the window casing while attaching the valance to the outside with  $\frac{5}{8}$ " standard returns. The Shallow Mount Valance completely conceals the mounting brackets while creating a look with a lower profile.

**Inside Mount Blinds with a Shallow Mount Valance:** Inside measurement of the valance equals ordered blind width plus  $\frac{3}{4}$ ". (Still  $1\frac{1}{4}$ " wider than actual cut head rail size.)  
 (Ordered width) - ( $\frac{1}{2}$ " IB deduction) + ( $1\frac{1}{4}$ " added for clearance) = ( $\frac{3}{4}$ " greater than ordered width)

### Shallow Mount Valance Top View



# Newport Woods Basswood Blinds

## GENERAL HARDWARE & SPECIFICATIONS

### Individual Decorative Valances

- Decorative valances may be ordered individually to upgrade or retrofit existing blinds. Please use the list below when ordering individual valances.
- Refer to the Individual Valance Price Grids on page 4 for pricing.
- Valances and returns are cut from the inside to ensure the most accurate fit when installed over the head rail or window frame. See Figure 5 and 6 on page 14 on how to measure for a custom valance and returns.
- Maximum continuous valance is 102". Lengths over 102" will be spliced in the middle and feature a keystone valance piece. Maximum spliced valance length is 168".

WEATHERED FINISH	COLOR NUMBER	COLOR NAME
<b>3" Decorative   Deco</b> <b>3" Province   Crescent</b> <b>3" Manhattan   Modern</b> <b>4" Chatham   Forte</b> <b>Valances</b>	6805	Weathered Barnwood
	6806	Weathered Beach Cottage
	6801	Weathered Cedar
	6800	Weathered Coastal
	6807	Weathered Light Sable
	6803	Weathered Whitewash

SMOOTH FINISH	COLOR NUMBER	COLOR NAME
<b>3" Decorative   Deco</b> <b>3" Province   Crescent</b> <b>3" Manhattan   Modern</b> <b>4" Chatham   Forte</b> <b>Valances</b>	6301	Antique
	6315	Autumn Wheat
	7282	Block Island White
	6288	Canyon
	6300	Cape Jasmine
	6117	Cape Oak
	7283	Castle Hill White
	6320	Carob
	6317	Coastal Gray
	6372	Colonial Oak
	6293	Dark Cherry
	6295	Dark Coffee
	6318	English Walnut
	5022	Hampton Harbor
	6319	Hitching Post
	6287	Honey
	7285	Ipswich Pine
	6125	Mahogany
	5012	Nantucket Cottage
	5502	Newport White
	6400	Obsidian
	6401	Pebble
	6298	Red Oak
	7284	Sand Dollar
	6402	Slate
	6134	Spice Point
	6316	Sunkissed Oak
	6133	Walnut
6291	Warm Brown	
6296	Warm White	

# Newport Woods Basswood Blinds

## GENERAL HARDWARE & SPECIFICATIONS

### Decorative Tape Valance Option

With this option, selected colors of 1" or 1 1/8" cloth tape is glued across the flat section of the 3" Decorative valance.




- The tape names available for this option are listed below. The tape pattern orientation flows left to right.
- The maximum width for a valance with decorative tape option is 102".
- Decorative keystone can be ordered with a tape valance, the tape will not be placed on the keystone. The tape will butt up to it on each side.

SOLID COLOR TAPES	
Color Number	Color Name
1322	Beach
1113	Cream
1376	Espresso
1302	Malted Milk
1334	Nutmeg
1899	Onyx
1100	Pure White
1850	Steel Gray
1861	Sterling
1323	Toast
1867	Willow Creek

DECORATIVE TAPES	
Color Number	Color Name
5006	Cream/Gray/Yellow Stripe
5007	Cream/Gray Stripe

### Keystone Valance Option

Keystones conceal the splices on oversized valances or add a decorative accent.



- For a valances under 102" width, a keystone can be added as decorative accent for an upcharge. The valance will come assembled with the keystone placed in the center. The keystone will match the valance.
- Valances over 102" that are spliced will include a keystone provided at no charge. The keystone will match the valance and cover the splice. The valance will require assembly. A keystone will not affect the width of the overall width of the valance. Maximum spliced valance width is 168".
- Decorative keystone can be ordered with a tape valance, the tape will not be placed on the keystone. The tape will butt up to it on each side.

### Valance Sizes and Valance Returns

See page 14 for more information.

### Ladderbraid and Cloth Tapes

- Ladderbraid is standard on all Newport Woods Basswood Blinds.
- Cloth tapes are optional on 2" and 2 3/8" slats. Cloth tapes are available with motorized tilt option.
- Cloth tapes are made from a polyester and cotton blend which resist fading and shrinking.
- An antique brass finish tape clamp is used on the bottom rail of wood tone blinds when cloth tapes are ordered. A white tape clamp is used on white and neutral tone blinds when cloth tapes are ordered.

Newport Woods Basswood Blinds  
GENERAL HARDWARE & SPECIFICATIONS

1" SOLID COLOR TAPES	COLOR NUMBER	COLOR NAME
2" Slats 2 3/8" Slats	1100	Pure White
	1113	Cream
	1322	Beach
	1323	Toast
	1302	Malted Milk
	1334	Nutmeg
	1861	Sterling
	1867	Willow Creek
	1850	Steel Gray
	1376	Espresso
	1899	Onyx
	1005*	White
	1036*	Almond
	1055*	Black
	1062*	Light Cocoa
	1093*	Buckskin
	1112*	Natural
	3136*	Spicy

1 1/2" SOLID COLOR TAPES	COLOR NUMBER	COLOR NAME
2" Slats 2 3/8" Slats	8100	Pure White
	8113	Cream
	8322	Beach
	8323	Toast
	8302	Malted Milk
	8334	Nutmeg
	8861	Sterling
	8867	Willow Creek
	8850	Steel Gray
	8376	Espresso
	8899	Onyx
	0480*	Curr
	0155*	Taupe
	0292*	Paprika
	0751*	Purple Haze

1 1/8" DECORATIVE COLOR TAPES	COLOR NUMBER	COLOR NAME	ATTACHED TO
2" Slats 2 3/8" Slats	5007	Cream/Gray Stripe	Cream
	5006	Cream/Gray/Yellow Stripe	Cream
	2301*	Ivory/Brown Stripe	Almond
	2101*	White Flux	Pure White
	6000*	Weave	Cream

1 1/4" DECORATIVE COLOR TAPES	COLOR NUMBER	COLOR NAME	ATTACHED TO
2" Slats 2 3/8" Slats	5002	Light Gray	Cream
	5001	Beige	Cream
	5003	Saddle	Light Cocoa
	5005	Coffee Bean	Light Cocoa
	5000*	Ivory	Cream
	5004*	Denim	Pure White

1 1/2" DECORATIVE COLOR TAPES	COLOR NUMBER	COLOR NAME	ATTACHED TO
2" Slats 2 3/8" Slats	0910	White Accent	Pure White
	0911	Ivory Accent	Natural
	4300	Camel Knit	Natural
	6200	Dublin	Natural
	6100*	Aztec	Malted Milk
	0901*	White Elegance	Pure White

\*These tape colors are available while supplies last, but will be discontinued once supply runs out. Check dealersite for Product Availability.

Ladder and Tape Placement

The following tables show the number of ladderbraids or cloth tapes needed based on the width of the blind.

1 3/8" SLATS   STANDARD RECTANGULAR BLINDS	
Blind Width	Ladders Per Blind (tapes not available)
18" - 38 1/8"	2
38 1/4" - 60 1/8"	3
60 1/4" - 78"	4

2" SLATS   STANDARD RECTANGULAR BLINDS LIFT & LOCK RECTANGULAR BLINDS	
Blind Width	Ladders/Tapes Per Blind
18" - 38 1/8"	2
38 1/4" - 60 1/8"	3
60 1/4" - 78"	4

2 3/8" SLATS   STANDARD RECTANGULAR BLINDS LIFT & LOCK RECTANGULAR BLINDS	
Blind Width	Ladders/Tapes Per Blind
18" - 36"	2
36 1/8" - 60 1/8"	3
60 1/4" - 78"	4

2" SLATS   CORDLESS BLINDS	
Blind Width	Ladders/Tapes Per Blind
18" - 38 1/8"	2
38 1/4" - 60 1/8"	3
60 1/4" - 78"	4

\*These tape colors are available while supplies last, but will be discontinued once supply runs out. Check dealersite for Product Availability.

# Newport Woods Basswood Blinds

## GENERAL HARDWARE & SPECIFICATIONS

### End Cut Out Blinds

Comfortex Newport Woods Basswood Blinds are available with cut outs. There is a maximum cut out of 5½" per side.

- Cut out blinds have surcharge for each side added to the price of the blind. See price grids on pages 5 & 6 for pricing.
- Be sure to take exact measurements for your blind with cut outs and to include a diagram of the window with the order form.
- The blind's cut out dimensions are made with the slats in the closed position. Always measure your cut out blind with the slats in the closed position.
- Bottom cut out blinds (Figure 7) will have three bottom rails. Blinds will raise from "G" (shown in Figure 7) to head rail.
- Edge cut out blinds (Figure 8) will have two bottom rails.
- Head rail cut out blinds (Figure 9) are controlled on the opposite side of cut out. Inside mount blinds will raise to the widest width. Outside mount blinds will raise to the head rail.
- A cloth tape option is available. See price grids on page 4 for pricing.

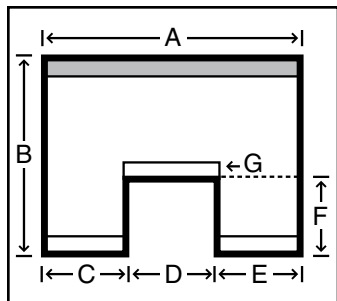


Figure 7 Bottom Cut Out

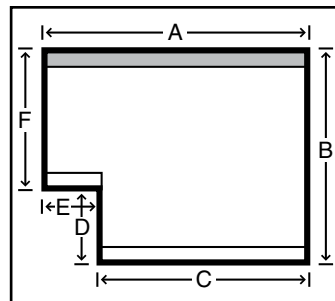


Figure 8 Edge Cut Out

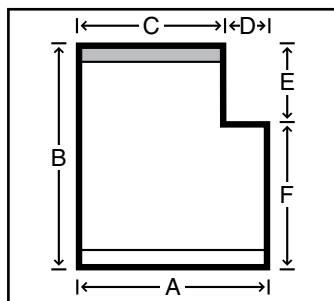


Figure 9 Head Rail Cut Out

### Stack Height

Stack height refers to the thickness of the slat stack when the blind is fully raised. The following measurements include head and bottom rails.

1 3/8" SLATS   STANDARD RECTANGULAR BLINDS	
Height	Stack Height
48"	8 1/4"
60"	9 7/8"
72"	11 1/4"
84"	12 3/4"
96"	14 1/4"

2" SLATS   STANDARD RECTANGULAR BLINDS	
Height	Stack Height
48"	6 1/2"
60"	7 1/2"
72"	8 1/2"
84"	9 1/2"
96"	10 1/2"

2 3/8" SLATS   STANDARD RECTANGULAR BLINDS	
Height	Stack Height
48"	5 3/8"
60"	6 3/8"
72"	7 1/8"
84"	7 7/8"
96"	8 3/4"

2" SLATS   CORDLESS BLINDS	
Height	Stack Height
48"	6 1/2"
60"	7 1/2"
72"	8 1/2"
84"	9 1/2"
96"	10 1/2"

### Cleaning & Care Instructions For Newport Woods Basswood Blinds

See page 33 for information.

### Measuring Instructions For Newport Woods Basswood Blinds

See page 33 for information.

### Newport Woods Basswood Blinds Warranty

See page 36 for information.

# ARIA™ ADVANCED FAUX WOOD BLINDS



ARIA ADVANCED FAUX WOOD

- All Aria Advanced Faux Wood Blinds are expertly crafted from durable polymer wood that is easy to clean and maintain.
- Select from 2" or 2½" slat widths made from durable polymers of the highest quality.
- A decorative valance comes standard on all Comfortex Aria Advanced Faux Wood Blinds. The elegant design conceals the head rail while eliminating any light gaps between the head rail and top slats.
- The decorative valance on Aria Advanced Faux Wood Blinds come utilizes an adjustable valance attachment clip which allows for height and projection adjustments.
- Add a finishing touch to Comfortex Aria Advanced Faux Wood Blinds by adding decorative cloth tapes.
- Enjoy the ultimate in light control with the routeless feature, which stops light leakage by eliminating cord route holes.
- To cover large windows, multiple blinds may be mounted on one head rail.
- Aria Advanced Faux Wood Blind slat materials are manufactured using a manufacturing process that provides reliable strength, heat, humidity and UV resistance over PVC.
- **UV Stability:** Aria slats performed 40% better than PVC or wood in industry tests. The proprietary material will not discolor with prolonged exposure to direct sunlight.
- **Thermal Performance:** Aria material stands up to higher temperatures better than PVC. Aria slats will not "melt" or bow in the window. Aria is guaranteed not to warp in temperatures up to 148 degrees (F).
- **Product Stability:** Aria material resists cracking, chipping and humidity. Aria Advanced Faux Wood Blinds are perfect window covering for bathrooms, kitchens or any other high humidity environments.
- Woodwork, fixtures and other obstructions can be accommodated with cutouts in the Aria Advanced Faux Wood Blinds slats.
- All Aria Advanced Faux Wood Blinds are cover by Comfortex's Premium Performance guarantee and lifetime limited warranty.

# Aria™ Advanced Faux Wood Blinds

## HARDWARE OPTIONS

### Cord Lock

Cord Lock blinds feature a reliable cord tilt and lift mechanism for easy positioning of the blind.  
Cord lift and wand is standard. Cord tilt is optional.

### Cordless

The Cordless option is available in all slat sizes for a streamlined look and child safe applications.  
The lift function is controlled from the bottom rail. The tilt cord control position is left only. Blind can be tilted open or closed with cord, wand or motors. Wand tilt is standard. Combine Cordless with motorized tilt to the eliminate the risk of cord entanglement by small children and pets.  
Cordless is not available on multiple blinds on one head rail, Routeless or Tape options.

### Cordless Lift & Lock™

The Cordless Lift & Lock option is available with 2" & 2½" slats.  
The lift function is controlled from the bottom rail with a push button. Blind can be tilted open or closed with cord or wand. (Wand tilt is standard.)  
Cordless Lift & Lock is not available with Three on One blinds, Routeless, Tape options or cut outs.

### Tilt Motors

Somfy radio frequency motors eliminate the need for tilt cords and allows for easy tilt control at the touch of a button. Lift function position is right or left.  
See pages 27-28 for more information.



ARIA ADVANCED FAUX WOOD

## Aria Advanced Faux Wood Blinds Pricing Examples

### Cordless Lift Pricing Example:

2" Smooth 42" x 60" Shade:	\$162.00
Cordless Lift System Surcharge:	\$124.00
Decorative Tape Valance:	\$17.00
<b>Total List Price:</b>	<b>\$3039.00</b>

### Motorized Pricing Example:

2" Smooth 42" x 60" Shade:	\$162.00
Somfy Motorization Surcharge:	\$443.00
DC Transformer:	\$153.00
RTS 1 Channel Remote Control:	\$139.00
<b>Total List Price:</b>	<b>\$897.00</b>

# Aria™ Advanced Faux Wood Blinds

## SIZE STANDARDS



	Minimum	Cord Lock Rectangular	Two-On-One Three-On-One	Motorized Blinds	Cordless Lift & Lock	Cordless
<b>2" BLINDS</b>	Net Min. Width	8"* 12" with Tapes	18"	12" 14" with Tapes	10½"	18"
	Min. Length	12"	12"	12"	12"	12"
<b>2½" BLINDS</b>	Net Min. Width	8"*** 12" with Tapes	18"	12" 14" with Tapes	10½"	18"***
	Min. Length	12"	12"	12"	12"	12"

\*Center tilt is only available with 2" slot blinds. Blinds measuring 8" (net width) up to 12½" (net width) are available with center tilt only, no lift cords. \*\*\*Center tilt is not available with 2½" blinds.

	Price Group	Page	Max.	Standard Rectangular	Two-On-One Three-On-One	Motorized Blinds	Cordless Lift & Lock	Cordless
<b>2" BLINDS</b>	3	23	Max. Width	96"	120"	96"	96"	78"
			Max. Length	108" Max Area (Sq Ft): 50	108"	96" Max Area (Sq Ft): 50	84" Max Area (Sq Ft): 40	72" Max Area (Sq Ft): 40
<b>2½" BLINDS</b>	3	23	Max. Width	96"	120"	96"	96"	78"
			Max. Length	108" Max Area (Sq Ft): 50	108"	96" Max Area (Sq Ft): 50	84" Max Area (Sq Ft): 31	72" Max Area (Sq Ft): 36

- There is a ½" maximum distance between blinds on Two and Three on One option.
- The maximum square footage for a single Standard Rectangular Aria Blind is 50 square feet. Anything over the maximum square footage should be built as a Two-on-One and Three-on-One blinds.

COLOR NAME	2" SLAT	2½" SLAT
White	2001	2201
Textured Bright White	2007	2207
Natural	2006	2206
Linen	2003	2203
Textured Linen	2008	2208
Cream	2004	2204
Almond	2009	2209
Misty	2010	2210
Modern Gray	2011	2211
Oak	2100	2300
Honey	2107	2307
Light Cherry	2108	2308
Whitewash	2400	N/A
Coastal Gray	2401	N/A
Stoney Oak	2402	N/A

COLOR NAME	2" SLAT	2½" SLAT
Barnwood	2403	N/A
Colonial	2404	N/A
Driftwood	2405	N/A
Rosewood	2406	N/A
Ebony Wood	2407	N/A

ARIA ADVANCED FAUX WOOD



# Aria™ Advanced Faux Wood Blinds

## HARDWARE UPGRADE OPTIONS

2" & 2½" BLINDS LIFT SYSTEM	UPGRADES	ADD
Smooth Finish	Wand Tilt	Standard
	Cord Tilt	No Extra Charge.
	2½" Slat Size/Colors	Add 20% to grid.
	Cordless Lift System	Add \$124 to price of blind
	Cordless Lift & Lock*	Add \$75

\* Available up to 96" width and 84" Length. Not available with Three-On-One, Routeless, Tape options or cut outs.

ADDITIONAL OPTIONS	UPGRADES	ADD
Add to Any Upgrade Above	Two-On-One Head Rail & Three-On-One Head Rail	Add the total width of the blinds combined to price. <i>(not available with cordless)</i>
	End Cut Outs	\$33 Per side (3" or less). All cut outs must be approved by Comfortex Technical Service
	Textured Slats	Add 5% to grid
	Woodtone Colors	Add 15 % to grid.
	Decorative Tape Valance	Add \$17 for each valance.
	Keystone Valance	Add \$25 to the price of blind.
	Blinds under 12" Wide	Add \$18 to price of blind (not available on 2½" blinds)
	Routeless Option	No Extra Charge, Specify when ordering.

## Aria Advanced Faux Wood Blinds **Motorized** Hardware Upgrade Options

MOTORIZED	UPGRADES	ADD	
Somfy Motorization System	Radio Frequency Motor: Somfy motor surcharge includes a standard 12 volt battery wand with eight AA lithium batteries. The remotes, extension wire and transformer are sold separately and can be used in conjunction with one another.	\$443	For More Information Page 27-28
	RTS 1 Channel Remote	\$139	
	RTS 5 Channel Remote	\$177	
	48" Extension Wire	\$17	
	12 Volt DC Transformer	\$153	
	RTS 1 Channel Wall Switch, White	\$356	
	RTS 5 Channel Wall Switch, White	\$363	
	Chronis RTS Timer	\$381	

### Individual Valance Pricing

Width In Inches															
24	28	32	36	42	48	54	60	66	72	78	84	90	102	108	120
31	31	31	31	49	49	49	49	66	66	66	66	80	103	103	103

### 2" Blinds Solid and Decorative Tape Upgrade (not available on 2½")

Width In Inches																
	24	28	32	36	42	48	54	60	66	72	78	84	90	102	108	120
<b>Solid</b>	31	31	31	31	38	38	38	45	45	45	45	53	53	55	60	60
<b>Decorative</b>	60	60	60	60	74	74	74	89	89	89	89	105	105	109	118	118

Tapes are not available with the Routeless Option.

ARIA ADVANCED FAUX WOOD

**Aria™ Advanced Faux Wood Blinds**  
**PRICING**

**PRICE GROUP 3**  
**Ladderbraid**

**2" Smooth Finish Blinds**  
**2½" Smooth Finish Blinds** (See upgrade below)

Width In Inches

	24	28	32	36	42	48	54	60	66	72	78	84	96	108	120	
Length In Inches	30	79	87	94	104	111	124	134	155	165	180	190	201	218	268	309
	36	86	93	99	110	121	131	143	165	177	195	201	218	234	286	330
	42	92	99	107	120	130	141	156	179	191	209	221	236	260	311	357
	48	97	104	112	127	137	152	165	190	205	225	240	258	294	330	379
	54	104	115	125	140	153	165	184	209	225	244	266	287	324	367	417
	60	111	122	133	147	162	174	198	224	241	261	293	316	352	396	448
	66	118	128	138	159	170	189	216	242	263	283	321	345	379	431	483
	72	126	136	146	168	182	206	235	263	283	306	345	373	409	470	526
	78	131	142	156	174	191	217	248	277	300	329	373	400	442	495	553
	84	136	153	163	186	206	233	264	290	321	353	399	429	475	528	580
	90	142	162	172	194	219	249	282	310	343	376	422	458	508	564	619
	96	146	171	180	201	231	263	299	330	367	401	451	489	541	597	659
102	154	181	191	212	246	279	316	354	390	427	484	520	576	632	708	
108	167	190	200	228	258	293	334	370	410	453	515	551	611	667	739	

Standard Decorative Valance included in price.

Larger sizes require Two-On-One or Three-On-One Head Rail

Due to the size and required lifting forces, it is required that blinds that fall within the shaded area be built as multiple blinds with a common valance.

Blinds in this range are built as Two or Three on One blinds.

**ARIA ADVANCED FAUX WOOD**

2" & 2½" BLINDS LIFT SYSTEM	UPGRADES	ADD
Smooth Finish	Wand Tilt	Standard
	Cord Tilt	No Extra Charge.
	2½" Slat Size/Colors	Add 20% to grid.
	Cordless Lift System	Add \$124 to price of blind
	Cordless Lift & Lock*	Add \$75

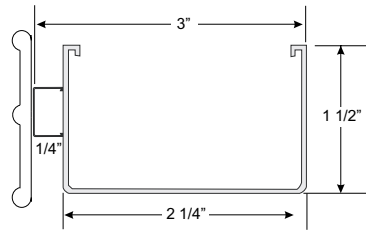

\* Available up to 96" width and 84" Length. Not available with Three-On-One, Routeless, Tape options or cut outs.

ADDITIONAL OPTIONS	UPGRADES	ADD
Add to Any Upgrade Above	Two-On-One Head Rail & Three-On-One Head Rail	Add the total width of the blinds combined to price. (not available with cordless)
	End Cut Outs	\$33 Per side (3" or less). All cut outs must be approved by Comfortex Technical Service
	Textured Slats	Add 5% to grid
	Woodtone Colors	Add 15% to grid.
	Decorative Tape Valance	Add \$17 for each valance.
	Keystone Valance	Add \$25 to the price of blind.
	Blinds under 12" Wide	Add \$18 to price of blind (not available on 2½" blinds)
	Routeless Option	No Extra Charge, Specify when ordering.

MOTORIZATION	MORE INFO
Motorized Options and Surcharges	Pg 22

# Aria™ Advanced Faux Wood Blinds

## STANDARD HARDWARE SYSTEM



### Head Rail Dimensions

- Depth of Head Rail: 2 1/4"
- Height of Head Rail: 1 1/2"
- Valance: 3"
- Valance Clip: 1/4"

- Cord tilt is standard on all blinds. Tilt wand is available with 2" & 2 1/2" blinds. Please specify when ordering.
- Standard controls are tilt cord left and lift cord right.
- Standard cord length is half the blind length.

ARIA ADVANCED FAUX WOOD

Hardware Features	
Standard Cord Tilt	Standard blinds feature a reliable wand tilt and lift mechanism for easy positioning of the blind. Wand tilt is standard. Cord tilt is available with 2" & 2 1/2" slat blinds.
Upgrades	
Cordless Lift & Lock™	Cordless Lift & Lock is available with 2" and 2 1/2" slat sizes.
Tilt Motors	Somfy Motorization available with 2" and 2 1/2" Slat sizes. These motors are tilt only, not for raising and lowering the blind.
Mounting Dimensions	All Slat Sizes and Hardware Systems
Minimum Shallow Mount	1 1/8"
Minimum Flush Inside Mount (including valance)	3 1/2"
Minimum Outside Mount	1 3/4"
Finished Dimensions	
Inside Mount	
	<ul style="list-style-type: none"> <li>• Head rail will measure ordered width less: 3/4"</li> <li>• Slats will measure ordered width less: 1/2"</li> <li>• Length will measure ordered length</li> <li>• Valance will measure ordered width less: 1/8"</li> </ul>
Outside Mount	
	<ul style="list-style-type: none"> <li>• Head rail will measure ordered width less: 1/4"</li> <li>• Slats will measure ordered width</li> <li>• Length will measure ordered length</li> <li>• Valance will measure ordered width plus: 1"</li> </ul>

### Control Position Options

- |  |             |
|--|-------------|
| • Tilt Cord Left / Lift Cord Right (std) | 12" Net     |
| • Tilt Cord Right / Lift Cord Left       | 12" Net     |
| • Tilt and Lift Cord Grouped Right       | 18 1/8" Net |
| • Tilt and Lift Cord Grouped Left        | 18 1/8" Net |

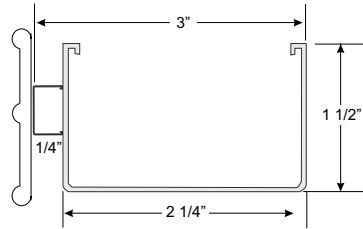

### Minimum Width

### Standard Wand Length

Blind Length	Wand Length
12" - 24"	12"
24 1/8" - 36"	20"
36 1/8" - 48"	24"
48 1/8" - 72"	36"
72 1/8" - 84"+	48"

Wand lengths up to 48" are color coordinated with wood slats. Wand lengths greater than 48" are clear plastic and available in 60", 70", 78", 90" or 120" length. Please specify when ordering.

# Aria™ Advanced Faux Wood Blinds CORDLESS LIFT HARDWARE SYSTEM



### Head Rail Dimensions

- Depth of Head Rail: 2 1/4"
- Height of Head Rail: 1 1/2"
- Valance: 3"
- Valance Clip: 1/4"

• Wand tilt is standard on all blinds. Tilt cord is optional. Please specify when ordering. The Cordless Lift option is available with 2" & 2 1/2" slat sizes.

Cordless Lift Blinds can be raised or lowered by guiding the rail into the desired location.

Cordless Lift is not available with Two-on-One, Three-on-One blinds, Routeless, Tape options or cut outs.

Hardware Features	
Cordless Lift System	Color coordinated bottom rail.
Mounting Dimensions	
	<b>2" &amp; 2 3/8" Blinds</b>
Minimum Shallow Mount	1 1/8"
Minimum Flush Inside Mount (including valance)	3 1/2"
Minimum Outside Mount	1 3/4"
Finished Dimensions	
Inside Mount	
	<ul style="list-style-type: none"> <li>• Head rail will measure ordered width less: 3/4"</li> <li>• Slats will measure ordered width less: 1/2"</li> <li>• Length will measure ordered length</li> <li>• Valance will measure ordered width less: 1/8"</li> </ul>
Outside Mount	
	<ul style="list-style-type: none"> <li>• Head rail will measure ordered width less: 1/4"</li> <li>• Slats will measure ordered width</li> <li>• Length will measure ordered length</li> <li>• Valance will measure ordered width plus: 1"</li> </ul>

ARIA ADVANCED FAUX WOOD

### Cordless Lift Hardware Features

- Children and pets have safer surroundings in homes that have window blinds without operating cords, reducing the risk of strangulation.
- Cordless Lift Blinds can be raised or lowered by gently guiding the bottom rail into the desired location.

### Cordless Lift Blind Operation

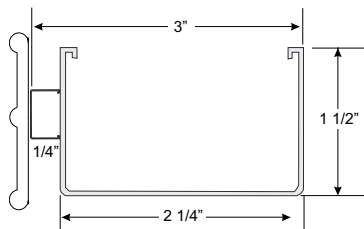
The lift function is controlled from the bottom rail. The tilt cord control position is left only. Blind can be tilted open or closed with cord, wand or motors. Combine Cordless with motorized tilt to the eliminate the risk of cord entanglement by small children and pets.

### Things to Consider

- Is the top of your window out of reach? To operate a Cordless Lift Blind, the bottom rail must be accessible. If the bottom rail is not accessible, you may want to consider Cord Lock or Motorized hardware. An extension pole is NOT available for Cordless Lift Blinds.
- When ordering specify IB or OB mount.

# Aria™ Advanced Faux Wood Blinds

## CORDLESS LIFT & LOCK HARDWARE SYSTEM



### Head Rail Dimensions

- Depth of Head Rail: 2 1/4"
- Height of Head Rail: 1 1/2"
- Valance: 3"
- Valance Clip: 1/4"

- Wand tilt is standard on all blinds. Tilt cord is optional. Please specify when ordering.
- Cordless Lift & Lock Blinds can be raised or lowered by pressing the button located on the bottom rail and guiding the rail into the desired location.
- Cordless Lift & Lock is not available with Three-on-One blinds, Routeless, Tape options or cut outs.

ARIA ADVANCED FAUX WOOD

Hardware Features	
Cordless Lift & Lock	Color coordinated bottom rail with color coordinated push button in the middle of the bottom rails.
Mounting Dimensions	
	<b>2" &amp; 2 1/2" Blinds</b>
Minimum Shallow Mount	1 1/8"
Minimum Flush Inside Mount (including valance)	3 1/2"
Minimum Outside Mount	1 3/4"
Finished Dimensions	
Inside Mount	
	<ul style="list-style-type: none"> <li>• Head rail will measure ordered width less: 3/4"</li> <li>• Slats will measure ordered width less: 1/2"</li> <li>• Length will measure ordered length</li> <li>• Valance will measure ordered width less: 1/8"</li> </ul>
Outside Mount	
	<ul style="list-style-type: none"> <li>• Head rail will measure ordered width less: 1/4"</li> <li>• Slats will measure ordered width</li> <li>• Length will measure ordered length</li> <li>• Valance will measure ordered width plus: 1"</li> </ul>

### Cordless Lift & Lock™ Hardware Features

- Children and pets have safer surroundings in homes that have window blinds without operating cords, reducing the risk of strangulation.
- Cordless Lift & Lock Blinds can be raised or lowered by pressing the button located on the bottom rail and guiding the rail into the desired location.

### Cordless Lift & Lock™ Blind Operation

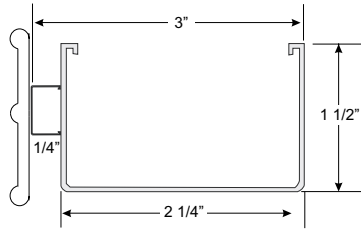
Cordless Lift & Lock Blinds are operated using the push button handle located in the center of the bottom rail. To raise or lower the blind; press the button on the blind handle, and guide the rail to desired position. Release the button to lock the blind into place. The blind will hold any position when the button is released. Raise the blind slowly and steadily to allow the blind to stack evenly.

### Things to Consider

- Is the top of your window out of reach? To operate a Cordless Lift & Lock Blind, the bottom rail must be accessible. If the bottom rail is not accessible, you may want to consider Standard Cord Lock or Motorized hardware. An extension pole is not available for Cordless Lift & Lock Blinds.
- When ordering specify IB or OB mount.

# Aria™ Advanced Faux Wood Blinds

## SOMFY MOTORIZED BLINDS



### Head Rail Dimensions

- Depth of Head Rail: 2 1/4"
- Height of Head Rail: 1 1/2"
- Valance: 3"
- Valance Clip: 1/4"

Hardware Features	
Tilt Motors	Comfortex offers the Radio Technology Somfy (RTS) battery powered tilt motors with Aria Blinds. These motors are tilt only, not for raising and lowering the blind. Specify lift position when ordering.
Mounting Dimensions	All Slat Sizes and Hardware Systems
Minimum Shallow Mount	1 1/8"
Minimum Flush Inside Mount (including valance)	3 1/2"
Minimum Outside Mount	1 3/4"
Finished Dimensions	
Inside Mount	
	<ul style="list-style-type: none"> <li>• Head rail will measure ordered width less: 3/4"</li> <li>• Slats will measure ordered width less: 1/2"</li> <li>• Length will measure ordered length</li> <li>• Valance will measure ordered width less: 1/8"</li> </ul>
Outside Mount	
	<ul style="list-style-type: none"> <li>• Head rail will measure ordered width less: 1/4"</li> <li>• Slats will measure ordered width</li> <li>• Length will measure ordered length</li> <li>• Valance will measure ordered width plus: 1 1/4"</li> </ul>

ARIA ADVANCED FAUX WOOD

### Battery Wand Mounting Options

The battery wand comes with two mounting options:

- Head rail mount: Battery wand clips are mounted on the back of the head rail using a high temperature, pressure sensitive adhesive.
- Wall mount: Battery wand clips are mounted to the wall.

The battery wand measures 17" and comes with eight AA lithium batteries and is white in color. Extension wires are available for installation away from head rail.



### Battery Life

The battery life will vary based on the type of window covering selected, the size and weight of the window covering and the number of times you operate the blind on a daily basis.

For example, a 36" x 60" wood blind operated twice daily will have a battery life which lasts up to 18 months.

### Battery Replacement

Eight lithium batteries are included with the wand. Recommended replacement batteries are Energizer® AA lithium. These batteries are commonly found in home improvement centers, grocery and hardware stores.

# Aria™ Advanced Faux Wood Blinds

## SOMFY MOTORIZED BLINDS

### Remote Options

There are two remote options, please specify when ordering.

### Hand-Held Remote Options

The 1 Channel Somfy RTS Remote will operate all of the blinds simultaneously. The fully open and fully closed position of the slats are programmed at the factory.

The 5 Channel Somfy RTS Remote can operate up to five blinds simultaneously, individually or in groups.



RTS 1 Channel Remote



RTS 5 Channel Remote

### WHEN ORDERING PLEASE SPECIFY WHICH CHANNELS ARE ASSIGNED TO EACH BLIND OR GROUP OF BLINDS.

For example; program line 1 to channel 1, line 2 and 3 to channel 2, etc. If no channels are assigned at time of order, all blinds will be programmed to Channel 1.

**To reprogram channel assignments, please refer to the installation instructions and/or view the video at [www.comfortex.com/comfortex-dealers/motorization-technical-support/](http://www.comfortex.com/comfortex-dealers/motorization-technical-support/).**

Functions include: Tilt up, tilt down and stop, as well as, a "my" position. The "my" button acts as a stop button when the blind is in motion. When the blind is stopped, the "my" button brings it to the programmed favorite position.

To stop the tilt feature, anywhere between fully tilted open or closed, the "my" button acts as a stop button when the blind is in motion for both the 1 and 5 Channel remotes. When the shade is stopped, the "my" button brings it to the favorite position. See install instructions to set favorite positions and/or view video at [www.comfortex.com/comfortex-dealers/motorization-technical-support/](http://www.comfortex.com/comfortex-dealers/motorization-technical-support/).

The remote control utilizes one 3V lithium battery (CR2430). Batteries are included. Comfortex will warranty batteries for up to 3 months from date of purchase.

### Chronis RTS Timer

The Telis 1 Chronis RTS combines the functionality of a single channel hand-held control with the convenience of a programmable timer.

- Telis 1 Chronis RTS has allows for different scheduled actions each day of the week.
- "My" button provides easy access to a preferred position.
- Manual function disables the timer and the remote then operates as a 1-channel hand held remote.
- Wall mounting bracket included.

Wireless Timers use three 1.5V DC (AAA) batteries. Batteries are included. Comfortex will warranty batteries for up to 3 months from date of purchase.



### DC Power Supply

12 Volt DC power supply is available and requires a standard power outlet to power the motor. The power supply must plug in to the motor.

The DC power supply is white and comes with a 25' splice-able wire. The dimensions are 2 1/8" wide x 3 1/4" length x 2" deep.



### Somfy Surcharges and Options

See page 22 for information.

### Somfy Wireless Motorization Warranty

See page 35 for information.

ARIA ADVANCED FAUX WOOD

# Aria™ Advanced Faux Wood Blinds

## GENERAL HARDWARE & SPECIFICATIONS

### Aria Valances

All Aria Advanced Faux Wood Blinds come standard with a 3" high valance, color matched to the slats with two returns on outside mount blinds.



### Inside Mount Valances

- **Inside Mount (IB) Valances** The valance is cut to the ordered blind width minus 1/8".
- **IB-Shallow Mount Valance:** Inside mount blinds with shallow mount valances will have 5/8" returns.

### Outside Mount Valances

- **Outside Mount Valances:** The valance is cut to the ordered blind width plus 1".
- Standard returns for 2" slat blinds: 3"
- Standard returns for 2 1/2" slat blinds: 3 3/8"

Glued on returns create a clean, aligned valance corner. No assembly is necessary.


**Please Note:** Outside Mount Valances will be adjusted larger by the factory when short or long (1 3/8" or 3 1/2") extension brackets or when small or large (3/8" or 3/4") spacer blocks are ordered.

Only the **first** set of ordered spacer blocks will affect the return length. Please specify longer **custom return lengths** when ordering if additional spacer blocks will be used.

- Short Extension Brackets: 4 1/4" return length
- Long Extension Brackets: 6 1/4" return length
- Small Spacer Blocks (First Set): 3 3/8" return length
- Large Spacer Blocks (First Set): 3 3/4" return length

### Valance Attachment

Magnetic valance clips securely attach the valance to the head rail. The magnetic clip allows for front to back as well as up-down adjustability.



### Wide and Common Valances

- The maximum width for a continuous valance is 102". Valances over 102" will be mitered in the middle. The miter will be visible.
- Valances over 102" that are spliced will include a keystone provided at no charge. The keystone will match the valance and cover the splice. The valance will require assembly. A keystone will not affect the width of the overall width of the valance.
- A Common Valance is made to cover more than one blind to create a unified look. Exact measurements must be supplied. The maximum width for a common valance is 168".

### Custom Valances and Returns

Custom valances and returns are available upon request. Valances and returns are cut at the inside measurement. The inside measurement refers to the inside wall of the valance or the returns. See Figures 10 and 11 to learn how to measure for a custom valance and returns.

- Minimum return length is 1/2".
- Maximum return length is 6".

Always make sure the width ordered is large enough to clear the width of the head rail and brackets.

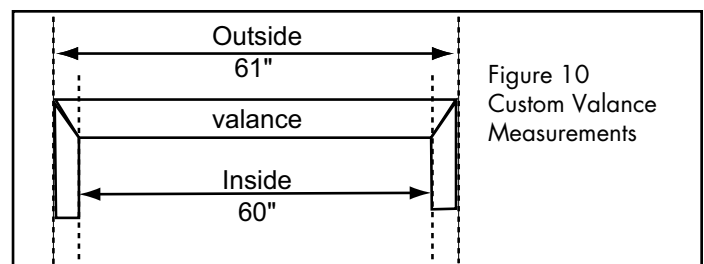


Figure 10  
Custom Valance  
Measurements

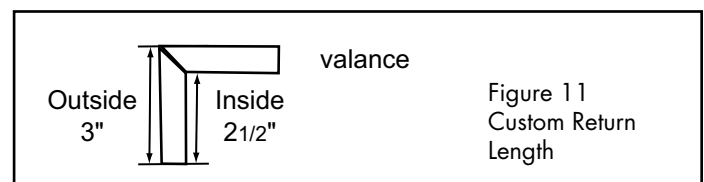


Figure 11  
Custom Return  
Length

### Shallow Mount Valances

A Shallow Mount Valance allows you to mount a blind inside the window casing while attaching the valance to the outside with 5/8" standard returns. The Shallow Mount Valance completely conceals the mounting brackets while creating a look with a lower profile.

**Inside Mount Blinds with a Shallow Mount Valance:** Inside measurement of the valance equals ordered blind width plus 3/4". (Still 1 1/4" wider than actual cut head rail size.)  
(Ordered width) - (1/2" IB deduction) + (1 1/4" added for clearance) = (3/4" greater than ordered width)

See page 14 for Shallow Mount Valance Top View drawing.

ARIA ADVANCED FAUX WOOD



# Aria™ Advanced Faux Wood Blinds

## GENERAL HARDWARE & SPECIFICATIONS

### Individual Decorative Valances

Decorative valances may be ordered individually to upgrade or retrofit existing blinds. Please use the list below when ordering individual valances.


Refer to the Individual Valance Price Grids on page 22 for pricing.

Valances and returns are cut from the inside to ensure the most accurate fit when installed over the head rail or window frame. See Figures 10 and 11 on page 29 on how to measure for a custom valance and returns.

Maximum continuous valance is 102". Lengths over 102" will be spliced in the middle, the grain will not match and the miter will be visible. Maximum spliced valance length is 168".

### Keystone Valance Option

Keystones conceal the splices on oversized valances or add a decorative accent.




- For a valances under 102" width, a keystone can be added as decorative accent for an upcharge. The valance will come assembled with the keystone placed in the center. The keystone will match the valance.
- Valances over 102" that are spliced will include a keystone provided at no charge. The keystone will match the valance and cover the splice. The valance will require assembly. A keystone will not affect the width of the overall width of the valance.
- Decorative keystone can be ordered with a tape valance, the tape will not be placed on the keystone. The tape will butt up to it on each side.

### Ladderbraid and Cloth Tapes

- Ladderbraid is standard on all Aria Advanced Faux Wood Blinds.
- Cloth tapes are optional on Aria Blinds.
- Cloth tapes are available with motorized tilt option.
- Tapes not available with the Routeless option.
- Cloth tapes are made from a polyester and cotton blend which resist fading and shrinking.

### Decorative Tape Valances

With this option, a cloth tape is glued across the flat section of the 3" valance.



- Consult the New Aria Advanced Faux Wood sample deck or call customer service.
- The tape pattern orientation flows left to right.
- The maximum width for a valance with decorative tape option is 102".
- Decorative keystone can be ordered with a tape valance, the tape will not be placed on the keystone. The tape will butt up to it on each side.

### Ladder Placement

The following tables show the number of ladderbraids or cloth tapes needed based on the width of the blind.

STANDARD LIFT	
Blind Width	Ladders
8" - 20"***	2
20 1/8" - 32"	3
32 1/8" - 44"	4
44 1/8" - 56"	5
56 1/8" - 68"	6
68 1/8" - 80"	7
80 1/8" - 96"	8
***Under 12" Net for 2" slats only	

CORDLESS LIFT & LOCK	
Blind Width	Ladders
8" - 20"***	2
20 1/8" - 32"	3
32 1/8" - 44"	4
44 1/8" - 56"	5
56 1/8" - 68"	6
68 1/8" - 80"	7
80 1/8" - 96"	8
***Under 12" Net for 2" slats only	

### Stack Height

Stack height refers to the thickness of the slat stack when the blind is fully raised. The following measurements include head and bottom rails.

2" & 2 1/2" SLATS   STANDARD RECTANGULAR BLINDS	
Blind Width	Stack Height
48"	7 1/2"
72"	10"
84"	11 3/4"
96"	13 3/8"

ARIA ADVANCED FAUX WOOD

# Aria™ Advanced Faux Wood Blinds

## GENERAL HARDWARE & SPECIFICATIONS

### Bottom Rail

Trapezoidal Bottom Rail standard on all Aria Advanced Faux Wood Blinds.

All 2" & 2½" Blinds utilize 2" trapezoidal bottom rail.



### Lift & Lock Bottom Rail

Color coordinated bottom rail and button is standard on all Cordless Lift & Lock Aria Advanced Faux Wood Blinds.




### Routing Types

Routing refers to how the holes are created in the slats and how the slats and lifting system are assembled. Aria Advanced Faux Wood Blinds are available with two kinds of routing: Standard and Routeless.

- **Standard Routing:** Route holes for the lift cord are punched through the center of each slat. The number of route holes depends on the length of the slat. The slats then rest on rungs of the ladderbraid or the designer cloth tapes.
- **Routeless:** Notches at the front and back of each slat take the place of routing holes, allowing for a sleeker look and allowing for improved room darkening and privacy. The slats then rest on rungs of the ladderbraid.
- The Routeless feature may cause light "puckering" of the lift cords on the front of the blind when the slats are tilted backward (reverse tilt) due to interlacing cords. A gentle tug down on the lift cord tassel will eliminate any puckering. Slats should be tilted only to avoid slats from shifting off the ladderbraid.
- Routeless is not available with cloth tapes.

**Please Note:** Routeless slats are not recommended for door applications.



Standard Routing

Routeless

### End Cut Out Blinds

- Aria Advance Faux Blinds are available with cut outs. There is a maximum cut out of 3" per side. All cut outs must be approved by Technical Services.
- Cut out blinds have surcharge for each side added to the price of the blind.
- Be sure to take exact measurements for your blind with cut outs and to include a diagram of the window to the order form.
- The blind's cut out dimensions are made with the slats in the closed position. Always measure your cut out blind with the slats in the closed position.
- Bottom cut out blinds (Figure 12) will have three bottom rails. Blinds will raise from "G" (Figure 12) to head rail.
- Edge cut out blinds (Figure 13) will have two bottom rails.
- Head rail cut out blinds (Figure 14) are controlled on the opposite side of cut out. Inside mount blinds will raise to the widest width. Outside mount blinds will raise to the head rail.
- A cloth tape option is available. See price grid on page 22 for pricing.

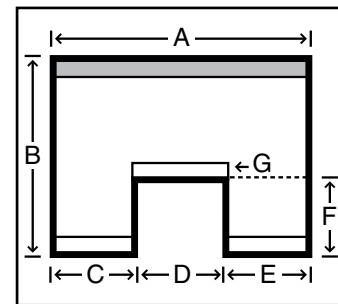


Figure 12 Bottom Cut Out

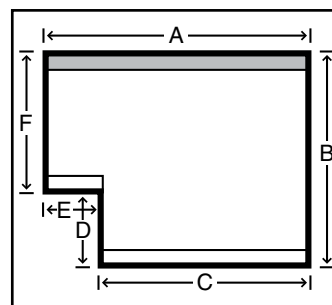


Figure 13 Edge Cut Out

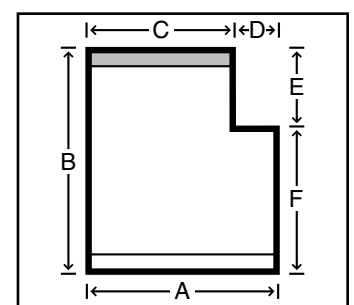


Figure 14 Head Rail Cut Out

# Aria™ Advanced Faux Wood Blinds

## GENERAL HARDWARE & SPECIFICATIONS

---

### Flame Resistance

Aria Advanced Faux Wood Blinds have passed the following industry test for flame resistance:

- NFPA 701 flammability

### GREENGUARD® Certification

GREENGUARD Environmental Institute has established performance based standards to define goods with low chemical and particle emissions for use indoors. Aria Advanced Faux Wood has passed GREENGUARD Indoor Air Quality Certified® certification program for low emitting interior building materials, furnishings, and finish systems.

### Product Stability and Thermal Performance

Aria Advanced Faux Wood Blind slat materials are manufactured using a proprietary co-extrusion process that provides reliable strength, heat, humidity and UV resistance over PVC.

- **UV Stability:** Aria slats performed 40% better than PVC or wood in industry tests. The proprietary material will not discolor with prolonged exposure to direct sunlight.
- **Thermal Performance:** Aria material stands up to higher temperatures better than PVC. Aria slats will not “melt” or bow in the window. Aria is guaranteed not to warp in temperatures up to 148 degrees F.
- **Product Stability:** Aria material resists cracking, chipping and humidity. Aria Advanced Faux Wood Blinds are perfect window covering for bathrooms, kitchens or any other high humidity environments.

### Aria Advanced Faux Wood Blinds Premium Performance Guarantee

Aria Advanced Faux Wood Blinds are made from a highly engineered, high performance proprietary material; specifically developed to stand up to damp or high humidity environments and applications with high heat or direct UV exposure. Aria Advanced Faux Wood Blinds outperform other faux wood blinds in harsh environments. Aria Advanced Faux Wood material is guaranteed not to chip, crack, warp, bow\*, fade or discolor for life, or Comfortex will replace the blinds or refund your money, guaranteed.

\*Some temporary bowing may occur in extreme high heat environments but slats will return to their original shape when temperature is reduced to normal. Acceptable bowing will not exceed published tolerances.

Premium Performance Guarantee does not cover damage from misuse or abuse, normal wear and tear, failure to adhere to our instructions, shipping or installation/removal charges. Refer to the Aria Advanced Faux Blinds Lifetime Limited Warranty for more specific details.

# Horizontal Wood & Faux Wood Blinds

## GENERAL INFORMATION

---

### MEASURING INSTRUCTIONS

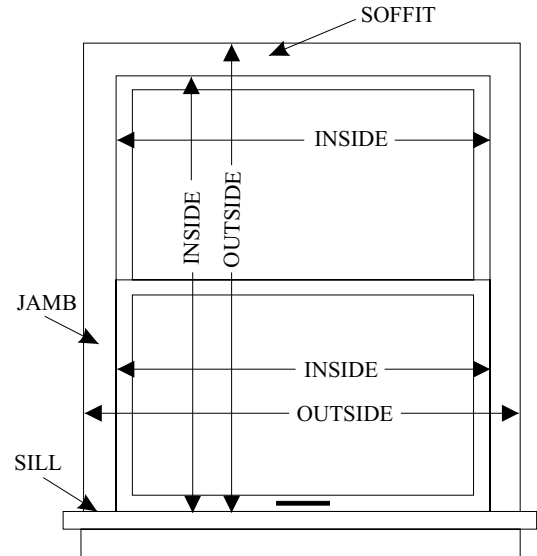
Comfortex accepts measurements down to 1/16" increments.

#### Inside Mount

Use a steel tape to measure the opening at three different places, and use the narrowest dimension when ordering. Be exact! The factory will make the deductions so it will not rub against the window casing. Measure the height of the window from the top (soffit) down to the sill.

#### Outside or Ceiling Mount

Use a steel tape to measure the exact height and width of the area to be covered. It is recommended that the blinds overlap the window by at least 1 1/2" on each side. When installation has no sill, allow the blind to overlap the bottom of the window casing by at least 1 1/2". Blind slats will measure width indicated on the order form.



### Cleaning and Care

#### Newport Woods Basswood Blinds

Newport Woods Basswood Blinds should be dusted regularly. Use a soft, clean cloth, dusting mitt, feather duster, vacuum cleaner with brush attachment, compressed air or hair dryer (non-heat setting) or cylindrical dust brush especially designed for blinds. Lower the blind to its full length, then tilt the slats almost fully closed and dust. Then do the reverse side of the slats in the same manner. To reach the dust where the slats overlap, it is best not to fully close the blind in either position.

### Cleaning and Care

#### Aria Blinds

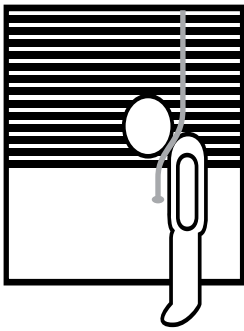
Periodic dusting with a feather duster or vacuum cleaner brush is all Aria Blinds should ever require. If necessary, Aria Blinds can be cleaned with soap and water to remove stains. Aria Blinds are fully washable and will not warp if exposed to water or humid conditions.

# Horizontal Wood & Faux Wood Blinds

## GENERAL INFORMATION

### ⚠️ WARNING

### ⚠️ ADVERTENCIA



Window Blind Cord Can STRANGLE Your Child.

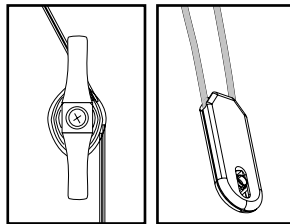
To prevent strangulation, purchase cordless products or products with inaccessible cords.

La cuerda ciega de la ventana puede ESTRANGULAR su niño.

Para evitar el estrangulamiento, compre alternativas inalámbricas o productos con cables inaccesibles.

### Child Safety

Comfortex has a long history of designing new child-safety products and is proud to provide a leadership role in cooperating with the Consumer Product Safety Commission (CPSC) for the development of policies and guidelines for the industry by serving on the WCMA Standards Development Committee.



Cord Cleat

Cord Tensioner

All Comfortex products have been fully tested and proven to comply with the current WCMA Standards for safety of corded window coverings.

Be aware that it is possible for children to become entangled in window covering cords. To reduce the risk of accidents, all cords must be kept out of the reach of children.

A cord cleat or cord tensioner is an effective way to implement this essential precaution. Please use them.

To mount the cord cleat at a safe height, take into account furniture or other objects upon which a child may climb. Then, after the use of the blind, simply wrap the excess cord around the cleat.

Newport Woods and Aria Blinds utilize a break-away equalizer which comes apart when force is applied from the top. This helps to alleviate an emergency situation if a child does become entangled. However, no safety system is fail-safe. It is recommended to keep cords out of reach of small children and pets.

GENERAL INFORMATION

# Horizontal Wood & Faux Wood Blinds

## GENERAL INFORMATION

### Conditions of Sale

All Comfortex products are custom fabricated to your exact specifications. We cannot accept responsibility for errors in ordering or cancellations and charges after the order is in production.

### Policies

Our policies are designed to provide a guide for doing business with Comfortex. Our first priority and number one policy is to provide the highest level of service and total satisfaction.

### Freight Policy Fabricated Shades/Blinds

Comfortex will ship all orders for fabricated shades or blinds freight free via UPS, FedEx Ground or other similar method within the Continental US.

**Transportation Surcharge:** A \$6.00 per unit transportation surcharge will be added to all fabricated product orders shipping within the Continental US; including shades/blinds, vane packs, individual vanes, tracks, valance and cut yardage orders. Exception: Vertical Sheer Shadings, Ovation Cellular Slider and Envision Panel Track system will incur a \$15 per unit transportation surcharge up to 96".

**Oversized:** In addition to the transportation surcharge, a \$45 per unit Common Carrier surcharge will be added to all fabricated products shipping within the Continental US, including shades/blinds, Vertical Sheer Shadings, Ovation Cellular Slider, Envision Panel Track system, valances, vane packs, individual vanes, tracks, and cut yardage orders with widths of over 96 inches.

**Hawaii:** Shipments to Hawaii will incur a freight charge of \$26.00 per unit when shipped from within the Continental US. In Addition, a \$132.00 per unit Common Carrier surcharge for oversized shades/blinds (over 96") will be added to orders shipping to Hawaii.

**Alaska:** Shipments to Alaska will incur a \$26.00 per unit transportation surcharge when shipped from within the Continental US. In addition, a \$132.00 per unit Common Carrier surcharge for oversized shades/blinds (over 96") will be added to orders shipping to Alaska from within the Continental US.

**Canada:** Shipments to Canadian Dealers will incur a \$7.75 per unit transportation surcharge when shipped from within the Continental US. In addition, a \$75.00 per unit Common Carrier surcharge for oversized shades/blinds (over 96") will be added to orders shipping to Canada from within the Continental US.

**Other Countries:** All US Dealers requesting to ship orders outside the USA, must provide a Freight Forwarder for Comfortex to ship to within the Continental US. Comfortex cannot ship directly to your customers located outside USA.

### Components and Fabric

Comfortex will prepay all freight charges on shipments of component and fabric orders over \$3,500 in value within the Continental US. Fabric and component orders less than \$3,500 will be subject to freight charges.

### Shutter Components and Tools

Comfortex will prepay all freight charges on shipments of stock component and tool orders exceeding \$20,000 in value, within the Continental US only. All orders less than \$20,000 will be subject to all freight charges. Customers can elect a carrier of choice and receive a freight bill directly from the carrier or Comfortex will select a carrier and invoice the customer for the freight charges. Comfortex makes every effort to provide the most economical carrier and shipping method possible.

### Charged Marketing Materials

All charged marketing materials will incur freight charges. Marketing materials may ship on separate days, from different locations. Freight charges are calculated per package, not per order.

### Specifications

All Comfortex products are designed and tested to perform as intended within established, published parameters. Requests for "custom fabrication" of products outside of our published specifications may be considered, but are at the discretion of the Comfortex Technical Services department. Restrictions and additional charges apply.

**Download installation instructions, order forms or additional price list copies on the Comfortex OnDemand Library or [www.comfortex.com/comfortex-dealers](http://www.comfortex.com/comfortex-dealers) in the Dealers Resource Center.**

### SOMFY Wireless Motorization Warranty

Somfy offers end product suppliers a 5 year warranty on all motors and controls. Specifically, Somfy warrants its motors and controls to be free from defects in material and workmanship under normal and proper use for a period of 5 years commencing with the date stamped on each product. If the Somfy product fails within this 5 year period, Somfy will repair or replace it free of charge through your end product supplier. Batteries are not covered by the warranty.

## Horizontal Wood & Faux Wood Blinds

### GENERAL INFORMATION

#### Newport Woods Basswood Blinds and Aria Advanced Faux Wood Blinds Warranty

Comfortex warrants that its window treatments will be free from defects in materials and workmanship for as long as the original residential purchaser owns the product, provided that the product was installed properly and in accordance with the installation instructions. The Limited Lifetime Warranty is extended to the original residential purchaser only, in the original window for which it was installed.

The Warranty does not include any conditions or damages resulting from accidents, alterations, misuse, abuse, misapplication, improper handling, installation, repairs, operation, cleaning, exposure to any and all natural and manufactured excessive heat sources. (Excessive heat sources include, but not limited to; magnification of sun light through cubes of glass, heaters of any kind, ovens, candles, lighting fixtures, etc.) This warranty does not cover variation in fabric color, grain, or texture in natural wood products nor excessive warping of wood slats in high humidity areas. Loss of pleating is not covered if the product is not being cycled (held in the raised position a portion of the time). Normal wear and tear is not covered.

All moving parts, such as cords and strings ( internal and external), will eventually wear out and fabric may fray. Comfortex considers these things as normal wear and tear and will carry a three year Limited Warranty. All fabric, including fabric vanes, panels, inserts, and shades carry a five year Warranty. Fabric cell separation is covered for a lifetime. See Comfortex Standard Return and Repair Policy for more details.

This Limited Warranty does not cover transportation costs to and from the retailer, costs of removal, re-measure, reinstallation of product, or any incidental or consequential damages.

If a Comfortex product is found to be defective in materials or workmanship, we will, at our discretion, repair, replace or refund the cost of a product which fails to conform to this Limited Warranty. Colors vary from lot to lot and may not exactly match sample swatch, sample book, or previous purchases. Discontinued components or color selections will be replaced with the closest equivalent current product. This shall be your sole remedy under this Limited Warranty.

To obtain service, contact the Dealer from whom you purchased the product.

This Warranty is exclusive and in lieu of all other obligations, liabilities or warranties. In no event shall Comfortex or its licensed fabricators or distributors be liable for incidental or consequential damages, or for any other damage, loss or expense, cost or fee associated with such damage. In some states, exclusions for incidental or consequential damages are not allowable. Comfortex Dealers and Fabricators must use safety devices supplied by Comfortex in accordance with Window Covering Safety Counsel guidelines.

This Warranty gives you specific legal rights, and you may also have other rights, which vary from state to state. Policy is subject to change without notice.

This Limited Warranty is exclusive of commercial use. Contact Comfortex Technical Service for more information. No agent, representative, dealer or unauthorized employee has the authority to increase or alter the obligation of this Warranty.

This Limited Warranty supersedes any previous versions.

GENERAL INFORMATION

©2020 COMFORTEX CORPORATION  
 ™ is a trademark of Comfortex Corporation. ® is a registered trademark of Comfortex Corporation. Reed™, S-Curve™ and Plantation ShutterBlind™ are trademarks of Comfortex Corporation. SOMFY® is registered trademark of SOMFY International. U.S. and foreign patents pending. All rights reserved.



Midwest  
Designer  
Supply

**1-888-523-2611**

**Midwest Designer Supply, Inc.  
N30W22377 Green Road Ste C  
Waukesha, WI 53186  
(262) 523-2600  
Fax (262) 524-1007  
[www.midwestdesignersupply.com](http://www.midwestdesignersupply.com)**

*MDS - your one source for window fashions.*